

Emerging Trends in Wheat (*Triticum* spp.) Breeding: Implications for the Future

Mujahid Alam¹, P. Stephen Baenziger^{1,*}, Katherine Frels¹

¹Department of Agronomy and Horticulture, University of Nebraska-Lincoln, Lincoln, NE 68583, USA

*Correspondence: pstephen.baenziger@gmail.com (P. Stephen Baenziger)

Academic Editor: Ruslan Kalendar

Submitted: 14 September 2023 Revised: 12 November 2023 Accepted: 5 December 2023 Published: 31 January 2024

Abstract

Wheat (*Triticum* spp and, particularly, *T. aestivum* L.) is an essential cereal with increased human and animal nutritional demand. Therefore, there is a need to enhance wheat yield and genetic gain using modern breeding technologies alongside proven methods to achieve the necessary increases in productivity. These modern technologies will allow breeders to develop improved wheat cultivars more quickly and efficiently. This review aims to highlight the emerging technological trends used worldwide in wheat breeding, with a focus on enhancing wheat yield. The key technologies for introducing variation (hybridization among the species, synthetic wheat, and hybridization; genetically modified wheat; transgenic and gene-edited), inbreeding (double haploid (DH) and speed breeding (SB)), selection and evaluation (marker-assisted selection (MAS), genomic selection (GS), and machine learning (ML)) and hybrid wheat are discussed to highlight the current opportunities in wheat breeding and for the development of future wheat cultivars.

Keywords: genetic modification; MAS; GS; hybrids; apomixis

1. Introduction

Wheat (*Triticum* spp.) is a vital cereal grain with a global production of over 770 million tons [1]. Wheat plays a crucial role in global food security, with cultivation on more than 217 million hectares annually [2]. It was the first domesticated crop to become a staple food globally [3]. Presently, wheat contributes 20% of the dietary calories and protein consumed by humans [4]. Wheat is also an important source of dietary fiber [5–7]. Globally, hunger affects more than 720 million people, and the lack of a healthy diet affects more than three billion people [8]. Therefore, wheat production, accessibility, and availability are crucial for food security [9]. Demand for wheat is expected to increase by 60% as the global population grows to a predicted 9.4 billion people who will also be wealthier and consume more by 2050 [10,11].

However, wheat production is influenced by both biotic and abiotic constraints [12]. Biotic stresses (insects, nematodes, alongside fungal, viral, and bacterial diseases) and abiotic stresses (heat, drought, cold, and salinity stresses) are potential risks to global wheat production [13]. Climate change, including global warming, threatens food security and is predicted to lower wheat productivity and nutritional value [14,15]. To cope with these food security abiotic and biotic challenges and the predicted increase in global demand, there is a need to enhance the global wheat yield [16] by 1.4 to 1.7% annually [17]. The environment can trigger phenotypic changes through biotic and abiotic stresses (including climate change), which can significantly impact crop yield.

The importance of the environment on production and how wheat cultivars grow in the environment is best summarized by the following equation:

$$P = E + G + G \times E \quad (1)$$

where P is the phenotype, E is the environment, G is the genotype, and G×E is how the genotype interacts with the environment. The phenotype is what growers harvest (plant or grain yield), and plant breeders work with G and G×E when they develop adapted cultivars. Specifically, plant breeders are interested in genetic variation so that the above equation can be expressed as the variances of the components:

$$\sigma_P^2 = \sigma_E^2 + \sigma_G^2 + \sigma_{G \times E}^2 \quad (2)$$

The environment includes largely uncontrolled aspects (weather-related, temperature, moisture, and solar radiation). Other controlled aspects are often called management (M) [18], which includes grower decisions, such as tillage, fertilizer, irrigation, and pesticide use or non-use. Agronomic research develops improved management techniques to optimize phenotype. Hence, the previous equation can be expanded to:

$$P = E + M + E \times M + G + G \times E + G \times M + G \times E \times M \quad (3)$$

where E, G, and G×E terms have been previously described, and interactions between M, E, and G have been added. In this equation, plant breeders work with G, G×E, G×M, and G×E×M. Reducing the effects of G×E and G×E×M is often called increasing climate resiliency or stability. Subsequently, working with G×M can tailor a new cultivar to management systems, such as irrigated production systems.

To increase wheat yield, different breeding strategies have been used to evaluate G , $G \times E$, $G \times M$, and $G \times E \times M$; wheat breeders have created new strategies that use a blend of conventional and modern methods of wheat breeding. The priorities for wheat breeding have not changed as yield remains the major concern in a food-insecure world. However, the ways of collecting and using information through new technologies have greatly increased our genetic understanding of the genes that control plant traits [19].

In a pure-line breeding program that develops inbred cultivars, the breeder identifies and chooses the traits that need to be improved. Then, the breeder needs to (1) introduce variation for those traits; (2) allow the variation to segregate through inbreeding; (3) select elite lines (improved for the target traits) for extensive evaluation and potential release (Fig. 1) [20]. The time from when a cross is made to when a new wheat cultivar is released is between 6 and 13 years but often depends on the growth habit of the specific wheat (spring wheat or winter wheat, the latter requiring vernalization for flowering and producing grain). This review will consider the selection during segregating generations separate from the evaluation, which uses highly inbred/homozygous lines. At a segregating locus (Aa , where A and a are alleles), in the F_1 generation, the locus is 100% heterozygous. However, through each subsequent generation of selfing, the heterozygosity is reduced by half. Therefore, the level of heterozygosity in F_2 is 50%, in F_3 , it is 25%, in F_4 , it is 12.5%, and in F_6 , it is 3.125%. Hence, selection occurs during the inbreeding stage in early generations, while evaluation occurs in later generations after segregation has largely ended. This review will highlight the emerging trends or breeding technologies and how they augment traditional breeding methods for wheat improvement. This review is structured similarly to a breeding program, focusing on newer methods and technologies for wheat improvement: (1) The need to introduce new genetic variation (use of wild relatives and synthetic wheat, transgenic approaches, gene-editing); (2) inbreeding (double haploid (DH) and speed breeding (SB)); (3) selection and evaluation (marker-assisted selection, genomic selection (GS), and machine learning (ML) approach for selection, phenomics, and testing for evaluation). Finally, the F_1 progeny of crosses between inbred lines for hybrid wheat will be discussed. In the future, hybrid wheat may be important, and its development will depend on the progress made in inbred cultivar development.

2. Comparing Breeding Methods

To evaluate and compare the predicted outcomes of different breeding systems, plant breeders use “the breeder’s equation” [21] to estimate genetic gain, which in various breeding systems is the response to selection. There are many forms of genetic gain equations depending upon the breeding strategy, but a common one for phenotypic selection is:

$$R = kh^2\sigma_p \quad (4)$$

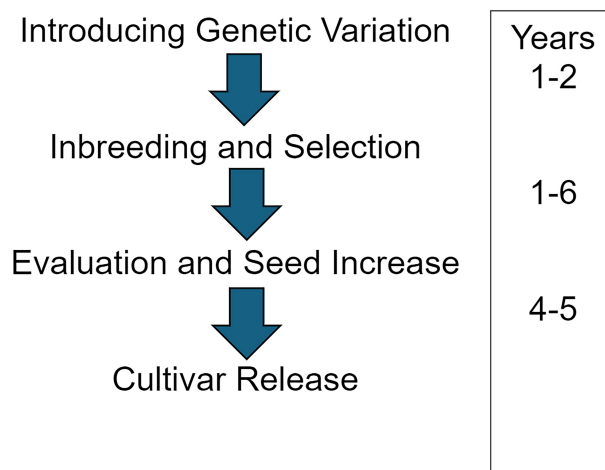


Fig. 1. The phases and time for each phase of plant breeding to create new wheat cultivars. The values under years refer to the number of years for each phase. For example, in introducing genetic variation, a cross would be made in the first year and additional crosses (three-way or double crosses) in the second year. The number of years in this phase ranges from one to two to accommodate the different types of crosses that start a breeding cycle. The total number of years from the cross to the cultivar release ranges from 6 to 13 years. In this example, selection is performed concurrently with the inbreeding phase.

where R is the genetic gain per cycle, k is the selection intensity (related to the proportion of the population selected for advancement), h^2 is the heritability of the trait, and σ_p is the phenotypic standard deviation [21]. To consider the breeding cycle length, the formula becomes

$$R_t = kh^2\sigma_p/L \quad (5)$$

where R_t is the genetic gain per unit of time, and L is the length of the breeding cycle [21]. As most breeders are trying to optimize genetic gain per unit of time, Equation 5 becomes the more important equation and will be used in this manuscript to compare breeding methods. (As can be seen from Fig. 1), releasing a cultivar in six years instead of in 13 years effectively doubles the genetic gain per unit of time. The importance of genetic variation is because increasing genetic variance and its components will increase h^2 :

$$h^2 = \sigma_a^2 / \sigma_p^2 \quad (6)$$

where σ_a^2 is the additive genetic variance (a portion of the total genetic variance) and σ_p^2 is the phenotypic variance. Additive genetic variance is the effect of a particular allele at a genetic locus and makes up the largest portion of total genetic variation (σ_G^2). The allele represents the genetic parental contribution to the progeny (i.e., the allele is inherited from one parent). The allele effect also determines the genetic correlation or relationship among breeding lines. The remainder of the genetic variance is due to dominance (the interaction of two or more alleles at a locus depending on the ploidy level) and epistasis (the interaction

between alleles at different loci). Thus, without additive genetic variation, there can be no breeding progress. Hence, genetic diversity or variation is the basis of any crop improvement program [22].

3. Introducing Genetic Variation

Genetic variation in wheat can be introduced through conventional and modern approaches. The traditional breeding approach includes introducing improved traits from other elite lines, but also from wild relatives and landraces when the elite line parents do not have genetic variation for important or desired traits. Conversely, modern approaches for increasing genetic variations include mutation breeding, transgenic (often used synonymously as genetically modified), and gene-edited wheat.

3.1 Hybridization

Genetic variation in wheat can be achieved by crossing two or more distinct lines or parents. Introducing genetic variation is considered critical to the overall success of the breeding effort [23,24]. Except for random mating populations involving genetic or cytoplasmic male sterility, all crosses are biparental (Line 1 \times Line 2, referred to as single crosses). However, the initial cross can be used in additional crosses to make three-way crosses ((Line 1 \times Line 2) \times Line 3), four-way or double crosses ((Line 1 \times Line 2) \times (Line 3 \times Line 4)), or more complex crosses for population development [20]. Genetic variation from the wheat genome donor was lost during domestication, decreasing population diversity (often called a genetic bottleneck) [25]. These genetic bottlenecks led to domesticated germplasm pools, which do not contain many functional or adaptive genes of their ancestors or wild relatives [26].

In considering the origin of tetraploid wheat (*T. durum* L., $2n = 4x = 28$, genomes AABB) and hexaploid wheat (*T. aestivum* L., $2n = 6x = 42$, genomes AABBDD) wheat, the major bottleneck is often considered to be the late addition of the diploid D-genome ($2n = 2x = 14$) to the tetraploid progenitor. The progenitor of tetraploid wheat is estimated to have occurred between 0.3 to 0.8 million years ago [27–30]. However, adding the D-genome to create hexaploid wheat occurred only 8500–9000 years ago [29,30]. Compared to tetraploid wheat, there would be less evolutionary time for crosses to progenitor species, intermating within the new species, and the accumulation of mutations in hexaploid wheat. To overcome this bottleneck and expand the diversity within hexaploid wheat, synthetic wheat has been developed by artificially hybridizing the tetraploid wheat species (AABB) with the diploid wheat species *Aegilops tauschii* (DD) to recreate hexaploid wheat [31]. This technique enables the breeder to produce fertile hybrids artificially by crossing the tetraploid and diploid species of wheat, which can also be crossed with hexaploid wheat. Synthetic wheat is used as a bridge to transfer traits from either progenitor parent to redevelop hexaploid wheat [31,32]

while greatly expanding the genetic diversity of wheat [33]. There are many examples of synthetic wheat being used to improve hexaploid wheat for traits such as salt and drought tolerance [34–37] and diseases and pests [38]. Since synthetic wheat expands the diversity of hexaploid wheat, different mating (syn. crossing) strategies have been proposed [39].

Hence, wild relatives are a good source of increasing genetic variation by introducing new genes lost during domestication [40]. Wild relatives are widely used by breeders to create new genetic combinations for disease resistance (as the pathogen/pest and the wild relative host plant have co-evolved over millennia), for abiotic stress resistance (the wild relative has co-evolved in harsh environments); many of the introduced genes are dominant and relatively easy to select [41,42]. These traits make landraces and wild relatives a valuable resource for increasing biodiversity and sustainability that must be protected [43].

Breeders have been reluctant to use wild relatives due to the added complexity of their ploidy level and the linkage drag of unfavorable genes linked with favorable genes [44]. Wild species have not been selected for agronomic potential, so it can be difficult to identify useful genetic variation, maintain genetic gain, and recover viable cultivars even when deleterious genes are not linked to the gene of interest. When diploid and tetraploid relatives of wheat are used as a source of genetic variation and improvement of bread wheat, there are often wide hybridization barriers [45,46] and sterility and recombination issues requiring many backcrosses. Backcrossing is used when a donor parent is crossed multiple times to a recurrent parent, and the objective is to introgress one or a few genes into a recurrent parent.

The genetic gain per cycle ($R = kh^2\sigma_p/L$) by traditional breeding approaches, where one or two generations were performed annually, can be low compared to modern approaches with multiple cycles of inbreeding or backcrossing per year. The breeding values of backcross populations will change after each backcross. For the above benefits and concerns with using wild relatives and landraces, plant breeders have developed new approaches to increasing genetic variation and reducing the undesirable traits with the desirable traits from the wild relatives [47].

3.2 Genetic Modifications

If elite germplasm lacks genetic variation for a key trait, the breeder may generate new genetic variation using mutation breeding [48,49] or transgenic approaches. Examples of successful mutations used in breeding include herbicide resistance traits to manage weeds and nutritional value improvements.

Transgenic or genetically modified (GM) crops are produced by inserting one or more genes from other species into their DNA. Wheat is a major cereal and can be genetically transformed using *Agrobacterium tumefaciens* [50–53]. For example, HB4 (IND-ØØ412-7) is the drought-

tolerant GM wheat, which was recently approved for cultivation in Brazil and Argentina [54,55]. Transgenic wheat with the *ZmDof1* transcription factor, derived from maize (*Zea mays* L.), has enhanced nitrogen use efficiency and yield [56]. The *CspA* and *CspB* genes for the cold shock proteins derived from bacteria also enhanced drought tolerance in transgenic maize and wheat [57,58].

Transgenic wheat is an effective way to breed wheat cultivars for resistance and tolerance to biotic and abiotic stresses by adding new genes, silencing host or pathogen genes, and pyramiding/stacking genes and resistance/tolerance approaches [59]. These efforts are potential sources to transform agriculture by incorporating novel genes or developing synthetic genetic variation [60]. For example, the gene *Fhb7* was recently cloned [61] and shown to be the resistance gene for Fusarium head blight (incited by *Fusarium graminearum* Schwabe) from *Thinopyrum elongatum* (Host) D.R. Dewey. From a breeding perspective, *Fhb7* bread wheat can be developed by (1) the gene being definitively known; (2) the development of perfect markers from the gene sequence for tracking in breeding populations; (3) the gene being separated from deleterious linked genes in *Th. elongatum*, which results in less linkage drag, as described above.

In addition to utilizing cloned genes for transgenic use in wheat breeding, gene stacking is an important application of transgenic crop improvement through the biosynthetic gene clustering of favorable traits [62]. The objective is to develop linked resistance genes that segregate as one linked group, thereby simplifying their breeding and tracking. Usually, when stacking multiple genes, the breeder must consider the smallest complete population to include every possible genotype, which is 4^m , where m is the number of segregating loci [20]. For three unlinked segregating transgenic loci, the smallest complete population would be 64 individuals; however, if the transgenes are tightly linked, the smallest population would be four individuals. In completely inbred generations, i.e., advanced single-seed descent or DH populations (discussed below), the smallest complete generation would be 2^m or, in this example, eight individuals for three unlinked segregating transgenic loci and two individuals for three linked transgenic loci (Table 1). Biosynthetic gene clustering has been demonstrated in cotton (*Gossypium hirsutum* L.) as an efficient strategy for stacking resistance against insect pests [63].

The major difficulty with transgenic wheat is in its commercialization and market acceptance [64]. Public acceptance of new GM wheat remains very slow, even in countries facing food crises [65]. In addition, for major exporting countries, negative campaigns and differing views of GM crops among importing countries continue to be major constraints for transgenic wheat [66].

The clustered regularly interspaced short palindromic repeat (CRISPR) system is a very powerful gene-editing tool [67–69], which, in addition to CRISPR/Cas, is used for crop improvement by adding, deleting, and silencing genes

[70]. The CRISPR/Cas system employs the Cas enzyme to specifically cut the double-stranded DNA in vitro, creating double-stranded breaks in the DNA for gene-editing [71]. The gene of interest can be added at any specific double-stranded DNA breakpoint by homology-directed repair (HDR, ligation mechanism, or repair of DNA strands). However, if the deletion of a specific gene is desired, then the Cas enzyme can target a specific DNA sequence and cut the DNA precisely where the deletion is required. Thereafter, the remaining DNA will be repaired or ligated by non-homologous end joining (NHEJ). In addition, gene families can be targeted for editing [72], which is important for complex traits, such as seed storage proteins, which affect end-use quality and human allergies (see below) found in higher plants, including wheat.

Gene-editing is an increasingly important tool for enhancing genetic resistance in wheat against stresses by knockdown mutations of susceptibility genes [73]. CRISPR/Cas technology has been used successfully to modify the wheat genome by deletion [74,75]. For example, CRISPR/Cas was used to develop non-transgenic reduced allergen or allergen-free wheat E82 through deletions in the wheat genome [76]. One of the major differences between transgenic and gene-editing is that they currently have different regulatory structures. In most countries, transgenic wheat is more highly regulated, making it more expensive to bring to market than gene-edited wheat. The lower regulatory levels are because gene-editing often involves modifying the wheat genome instead of adding new genes to wheat from different genera or species.

The genetic gain per cycle of GM wheat can be higher compared to conventional crossing if the transgene is inserted into a cultivar, which will be released (potentially reducing the time required compared to traditional backcrossing), assuming government regulations do not delay it. Moreover, the breeding values of GM wheat should be the line value plus the added trait value, which would be more easily predicted than evaluating lines from a segregating population during inbreeding.

4. Inbreeding and the Need for Speed

Inbreeding is the need for breeding programs to develop homozygous lines for cultivar release or for hybrid parents. In self-pollinated crops, inbreeding (through selfing) is the normal form of generation advancement. Genetic gain ($R_t = kh^2\sigma_p/L$) per unit breeding time is inversely proportional to the length of the breeding cycle [21]; hence, speed is needed. A potential method of enhancing genetic gain is through accelerating the breeding cycles, coupled with improved selection processes [77]. Standard breeding methods, such as the pedigree and bulk methods, generally have one generation per year, which is grown in a field where natural and artificial selection can occur simultaneously [20]. The efficiency of genetic gain can be enhanced by increasing the selection intensity or decreasing

Table 1. Comparison of the population sizes used in breeding programs to select dominant genes beginning at different generations (F₂, F₆, and doubled haploid (DH, completely homozygous lines)).

	Number of Segregating Loci	Generation		
		F ₂	F ₆	DH
Smallest complete population*	1	4	3	2
	6	4096	78	64
	21	4,398,046,511,104	4,084,924	2,097,152
Smallest population with one plant containing all of the needed genes**	1	2	2	2
	6	6	54	64
	21	421	1,098,973	2,097,152

The generations were chosen to represent the selection occurring in the early generations (F₂) and after inbreeding (F₆ and DH). The number of segregating loci was selected to represent the simplest case of one segregating locus ($m=1$, where m is the number of segregating loci), the more representative case of multiple segregating loci ($m=6$), and the case where one locus is segregating on each chromosome pair in *Triticum aestivum* L. ($m = 21$, $2n = 6x = 42$). *The smallest complete population is defined as the number of plants where every genotype is represented in the correct proportion. **The smallest population where one plant has all the needed genes is defined as the number of plants where at least one plant will possess all the genes the breeder is interested in selecting. It differs from the smallest complete population by emphasizing that one plant can be heterozygous or homozygous for the gene of interest at the segregating loci. For example, the smallest complete population for a single segregating locus in F₂ is 4 (AA:2Aa:aa), whereas the smallest population where one plant has the required genes would be two because three plants are AA or Aa (contain allele A), and three plants are Aa or aa (contain allele a).

the generation time [78,79]. In wheat, genetic changes can be enhanced by using DH and SB techniques to reduce the length of the breeding cycle.

4.1 DH Inbreeding

A DH plant is formed by doubling the chromosomes of a haploid cell or plant. It is an important technique for accelerating the wheat breeding cycle because 100% homozygous plants can be developed from an F₁ plant or any other segregating plant in a single generation [80–82]. However, haploid cells or plants must first be developed to have double-haploids.

In plants, haploid cells are from gametophytic tissues (derived from the megaspore or microspore). However, if the megaspore is used, the haploid plants generally come from a haploid embryo. After fertilization, one set of chromosomes is eliminated, meaning only one set remains, which is followed by embryo rescue [83]. The most common practice today is the pollination of a wheat ovule using maize pollen [84–86]. Shortly after fertilization, the maize chromosomes are eliminated, meaning only the wheat chromosomes remain. The technique of wide-crossing (*Hordeum vulgare* × *Hordeum bulbosum*) followed by chromosome elimination was first used in 1970 for haploid induction in barley (*H. vulgare* L.) [87,88]. In wheat, florets were emasculated before being pollinated by maize pollen, which led to haploid embryo formulation due to the elimination of the maize chromosomes [89–91]. Then, the haploid embryos were transferred to the induction media, where they germinated and developed into haploid plants. These haploids, when treated with colchicine, result in DH plants. Numerous DH wheat cultivars (for example,

LCS Link, PVP Certificate 2017000394) have been developed using wheat × maize wide crossing.

If the microspore is used, the haploids are developed from anther or isolated microspore cultures [92,93]. The use of anther culture is another practical and cost-effective method of producing DH [92]. In this method, immature anthers (usually containing microspores at the late uninucleate stage) are cultured [93,94]. Anther cultures have been successfully used for decades for haploid production [95,96]. These haploids are successfully developed into homozygous DHs again by applying colchicine [97–99]. Many wheat varieties have been developed using this DH technique, such as “Florin” [100].

Currently, the wheat × maize DH production is more widely used because it has less genotype specificity (some F₁ and cultivars are very difficult to create haploids in anther or microspore cultures). In both the wheat × maize system and the anther culture system, the process can induce heritable genetic changes, which are usually deleterious [95,101]. These genetic changes may be minimal or absent in some DHs, and either method can select excellent cultivars. However, one use of DHs is to create recombinant inbred line populations, where the gametic array needs to be accurately represented so that these genetic changes can significantly affect future mapping studies.

The importance of DHs is how quickly all the genetic variation is transferred between the lines (no genetic variation within the line); moreover, the lines should be true breeding unless the DH protocols induce heterozygous genetic variation. Furthermore, since all the genes are homozygous, there will be more efficient selection for traits controlled by recessive genes that would be masked in a

heterozygous plant. One challenge with this approach is that if DHs are made from F_1 plants, there will be no early generation selection to enrich the population for favorable traits (Fig. 2) since the selection occurs after the inbreeding is complete. DH lines with deleterious traits are made in equal proportion to those with beneficial traits, thereby increasing the number of DH lines that need to be made (Table 1). In addition, recombination is limited, resulting in a large linkage block and reduced potential to break negative linkage between genes. If later generations are used to make DHs, much of the time-saving benefits are lost (see below on the discussion of SB). Similarly, DHs are best used in elite crosses with relatively few segregating major alleles. In this case, the population size is 2^m , meaning a minimum of 64 DHs should be made with six major segregating loci. The population size doubles with each additional segregating locus (seven segregating loci need 128 DH lines, and eight segregating loci need 256 DH lines). Hence, DH lines are generally created from F_1 crosses—between parents that are not too genetically diverse or segregate for many important genes.

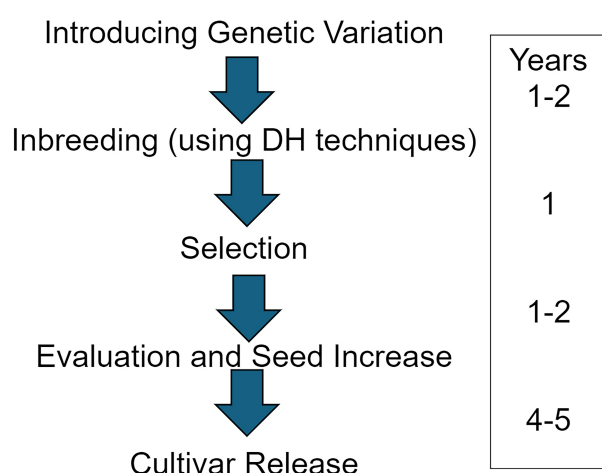


Fig. 2. The phases and time for each phase of plant breeding using doubled haploid (DH) lines to create new wheat cultivars. The values under years refer to the number of years for each phase. For example, in introducing genetic variation, a cross would be made in the first year and additional crosses (three-way or double crosses) in the second year. The number of years in this phase ranges from one to two to accommodate the different types of crosses that start a breeding cycle. The total number of years from cross to cultivar release ranges from 7 to 10.

4.2 SB

A similar approach to the outcome of doubled haploidy is the single seed descent plant breeding protocol. Similar to DH plant breeding, this approach was developed to rapidly achieve homozygosity before evaluation and often without early generation selection. The inbreeding gen-

erations could occur off-season and in unrepresentative environments for selection because the goal was rapid generation advancement. Two to three generations were conducted yearly in many single-seed descent breeding programs. Therefore, SB is a technique that further reduces the time required in the breeding cycle, meaning generations are advanced more quickly through the careful manipulation of light and temperature [102,103]. In SB, seeds are sown under a controlled environment, using LED lights as light sources, with 22 hours of photoperiod and 2 hours of darkness, at temperatures of 22 °C for the photoperiod and 17 °C for the dark period, under humid conditions (60–70%). The LED with red, blue, and far-red is suitable for SB environment. In SB spring wheat reaches the 2–3 leaf stage after 10 days of sowing, the flowering stage after 4–6 weeks, early maturity stage within 8 weeks (often 52 days) from the sowing date, heads are also placed in air forced dehydrator for 3 days at 35 °C [104]. Then, the harvested seeds are kept at 4 °C for 3 days to break the seed dormancy and for sowing [105]. Hence, SB shortens the breeding cycle and is a useful tool for accelerating genetic gains in wheat [106–108]. Moreover, it enables breeders to advance by 4–6 generations of spring wheat in a year by enhancing the photoperiod under a controlled environment [105].

SB also supports various selection methods: Single seed descent, single pod descent, single plant selection, MAS selection, and clonal selection [109,110]. SB and DHs are both tools for inbreeding and rapid approaches to homozygous generation advancement. However, the methods differ in two important ways. The first difference is the amount of recombination in each process. DHs derived from F_1 generations have undergone only one opportunity for recombination. However, in SB and single-seed descent, the recombination opportunity occurs in every selfing generation for pairs of heterozygous loci. Theoretically, single-seed descent will have twice the amount of recombination as DH breeding. Thus, if the objective of the breeder is to maintain favorable linkage groups, DHs are preferred. If you need to recombine genes from different linkage groups, single-seed descent would be preferred. The second important difference is that in SB, selection (described next) can be performed during the advancement of each generation. For example, in SB, early generation selection can occur in the field to enrich a population for key traits and in the middle generations (F_3 or F_4), SB can be used to rapidly advance two or more generations in the off season to obtain more homozygous lines for late-stage selection and evaluation. The concept is that major genes can be selected in earlier generations, quickly move through the middle generations where selection is complete for major traits, and it is difficult to select for quantitative traits and do the final selections and evaluations on later generation lines where the level of homozygosity is higher. DHs derived from F_1 s do not have any or have very little selection at the haploid stage because they go from completely heterozygous to completely homozygous in one process [111,112].

5. Selection and Evaluation

The selection and evaluation phases are both essential yet different components of the breeding program. Selection is best performed using tools or environments that separate lines for the traits of interest. Since there is not a single environment that represents all the current and future environments where a line may be grown (often referred to as a target population of environments) [113], selection often occurs in multiple environments, and $G \times E$ or $G \times E \times M$ must be considered [18,114–119]. Selection environments must reasonably represent the target environment population and their diversity. Hence, evaluation is conducted in environments where the selected genotypes will (or will not) be grown [20]. The evaluation tests often occur in more locations than selection tests because in early-generations where selection can occur, there is limited seed and too many lines to evaluate in multiple environments.

In selection trials, the experimental design of the early-generation material [120–122] is essential and often uses augmented, partially-replicated, or alpha-lattice designs. Removing or accounting for spatial variation in field trials needs to be done to estimate the accurate value of a line [123,124]. Randomized complete block designs require extensive replication, meaning they are rarely used in early-generation selection trials due to the large number of lines that must be evaluated with limited seed supplies. Due to the likelihood of spatial variation within the block, ready access to improved statistical software, and greater computational capabilities, selection trials can account for and remove spatial variation [120–122]. Many of these same experimental designs and analysis perspectives are important for evaluation trials (discussed below), but generally, the seed is not limiting, and the number of lines is fewer in advanced evaluation trials; so replication is often greater.

Selection processes often occur simultaneously with the inbreeding process and are an important part of genetic gain ($R = kh^2\sigma_p$). Selection is possible for highly heritable traits in the early generations. For example, winter survival is easily selected in winter environments where spring growth habit genotypes are easily killed. Furthermore, in wheat, winter survival is primarily controlled by recessive alleles, meaning homozygous and heterozygous lines with spring growth habit alleles die, leaving only winter growth habit lines to survive. Similarly, many disease and insect resistance genes are highly heritable and easily selected for early generations, especially where progeny rows are part of the breeding system. Selecting for homozygous and true breeding desirable alleles in the earlier generations means there will be less segregation in the later generations. Therefore, fewer lines will need to be evaluated. Thus, many lines may have the desirable alleles for important traits, allowing the breeder to concentrate their resources on the remaining lower heritability traits, such as yield. For example, if a breeder has the resources to evaluate only 1000 lines, they can be more effective if all or most of those lines are resistant to an important disease compared

to having half the population be susceptible and selecting among the 500 resistant lines. The effectiveness of early generation selection and the number of segregating traits and alleles determine the generation when SB and potentially DH breeding begin.

There are two types of selection: natural and artificial selection. In natural selection, “nature” selects the fittest and most well-adapted plants, while artificial selection is performed by the breeder. Additionally, artificial selection can be further separated into direct and indirect selection. In direct selection, breeders complete the selection based on the trait of interest, e.g., screening or selection of material in a field/laboratory based on drought stress, salt stress, or disease tolerance. Comparatively, indirect selection is implemented based either on a related trait, which is genetically correlated to the trait of interest, or on the region of the genome associated with the trait of interest. Molecular selection (see the following section on marker-assisted selection, MAS) is an example of indirect selection, whereby the selection is made based on the highly heritable molecular markers in the genomic region, which is associated (correlated) with the trait of interest [125]. Similarly, selection and evaluation also benefit from high-throughput phenotyping and genotyping. The breeders use various techniques for selection and evaluation, e.g., phenotypic selection [20], MAS, high throughput genomic and phenomic selections, and ML. Indeed, ML is an excellent tool and can be used for phenomics and many other aspects of plant breeding; it will be discussed in a general sense below. ML tools are increasingly being used in various aspects of plant breeding and some aspects will also be included with the sections discussing specific plant breeding aspects.

5.1 Marker-Assisted Selection

Molecular markers were initially protein-based, but with advances in molecular tools, modern molecular markers are primarily small DNA fragments. Markers can detect polymorphisms between different genotypes or alleles [126]. These markers are associated with phenotypic traits via linkage disequilibrium to reveal the DNA sequence variation that causes trait variation [127]. These marker-trait associations (MTAs) are widely used for identifying the genomic regions responsible for the expression of the trait of interest in crops [128]. Marker-assisted selection uses markers and identified MTAs to select the desirable alleles for each important trait. Marker-assisted selection is an efficient way of selecting genotypes and improving essential traits owing to the high heritability of the markers. In contrast, the trait may be lower in heritability and more costly to phenotype [129]. In the general sense, MAS is a form of indirect selection. MAS has been progressively upgraded from the first and second generation of markers, viz., restriction fragment length polymorphisms (RFLPs), random amplified polymorphic DNA (RAPDs), simple sequence repeats (SSRs), and amplified fragment length polymorphisms (AFLPs), to the third and fourth generation of mark-

ers viz., single nucleotide polymorphism (SNPs), competitive allele specific PCR (KASP), diversity array technology (DArT) assays and genotyping by sequencing (GBS) [130,131], or skim sequencing [101]. SNPs have the highest throughput and are the most commonly used markers in plant breeding [132].

Marker-assisted selection is used for screening genotypes for qualitative and quantitative traits. However, it is generally used for selecting one or a few loci that control a similar number of traits. For example, markers have been widely used to screen wheat genotypes for fusarium head blight (caused by *F. graminearum*) [133,134], stripe rusts (caused by *P. striiformis* Westendorp f. sp. *tritici*) [135–137], drought tolerance [138,139], heat stress [140,141], and salt tolerance [142,143].

Marker-assisted selection is beneficial in backcross breeding [144], where the objective is to introgress one or few genes into a recurrent parent. First, MAS can be performed at the seedling stage, while the trait is often expressed later in the life cycle of the plant (in the adult plant or after flowering). Second, the trait may be controlled by recessive alleles and is hard to select for in the backcross generation, although if the markers are co-dominant, they can be selected easily. Third, molecular markers can identify the genetic distance between the donor and recurrent parent lines, which may reduce the number of backcrosses needed to recover the recurrent parent genotype [145]. Finally, molecular markers can also be used to quickly recapture the recurrent parent background and reduce the number of backcrosses needed [145–147].

Recent advances in DNA sequencing technology provide a major advantage in that thousands of markers can be developed for individual genotypes. Hence, many genomic regions can be identified by genome-wide association studies (GWAS) and by tracking using MAS, from one DNA extraction and one sequencing assay [148]. These advances greatly reduce the cost of each marker and the ability to screen for multiple traits and a recurrent parent background simultaneously. Since the DNA does not change, developing and mapping new markers by dense-genotype mapping allows those markers to be added to the lines of historical records as the DNA does not change, thereby increasing its applications and related knowledge.

5.2 GS

GS is used to improve selection for complex traits affected by many loci. This breeding approach selects the best individuals based on predicted breeding values for each line, which have been developed from a combination of genomic and phenotypic data [149,150], known as genomic estimated breeding values (GEBVs) [151]. The GEBVs are created based on the summation of the individual marker effects on phenotypic responses. GS uses both genotypic and phenotypic data sets of a relevant, smaller population, known as the training population, to predict a larger population using only genotypic information. The training popula-

tion must be relevant to the breeding population to provide accurate predictions. The accuracy criteria are based on the quality of the predictions, such as the correlation between the predicted and true breeding values. Multiple statistical models are used for making predictions in the GS, viz., penalized regression, Bayesian method, and the Reproducing Kernel Hilbert spaces method [152–155]. The accuracy of these models depends on the phenotypic trait being predicted, the amount of available phenotypic and genotypic data, and the relationship between the training and breeding populations.

The improvement in selection is based on the GEBVs of the genotypic data—hence known as GS [156]. The key advantage of GS is that it is generally less costly to genotype lines than to phenotype them. For example, highly efficient DH breeding programs can create hundreds or thousands of DHs. Thus, it is more cost-effective to genotype the DHs and phenotype a subset (the training population) than to evaluate the remaining lines (the test populations) phenotypically. This process greatly reduces selection costs and facilitates the rapid selection of useful individuals, potentially shortening crop breeding cycles [157]. Another advantage of GS includes the ability to select for an “average” year when the current selection or evaluation environments have environmental variations that are not representative of typical environments (for example, extreme weather conditions, such as early heat, drought, or hail [158]).

Compared with MAS, GS is more efficient and accurate for complex traits that are often multigenic, as it uses the data from each marker to predict the phenotype [159]. Theoretically, GS differs from linkage analysis (LA) and GWAS because these methods emphasize the detection of specific traits or specific QTLs. In contrast, GS emphasizes the use of each locus in the genome and predicts the phenotype [160]. It performs correlation among single nucleotide polymorphisms (SNPs), which is better than other methods that analyze each SNP separately. In summary, genome-assisted breeding is a powerful tool for improving crops since it combines the data of GS, MAS, and markers for crop improvement [161]. Various wheat varieties, viz., ‘Ruth’, ‘Valiant’, and ‘Epoch’ were selected and released using GSs at the University of Nebraska–Lincoln [162–164]. In wheat, GS is also used to improve various traits, viz., wheat blast [165,166], spot blotch [167,168], fusarium head blight [169–171], and yield [77,172].

Since this section has described GS, it must be noted that repeated high-throughput phenotyping can also predict traits [173]. For some traits, the phenomic predictions were better in maize than the genomic predictions. Hence, genomic predictions will certainly be augmented by phenomic predictions from high-throughput phenotyping.

5.3 Recurrent Selection

In wheat breeding, some examples exist where the traditional cross, self and inbreed, and selection do not work

well, meaning recurrent selection [144] is needed. Recurrent selection can be defined as repeated cycles of crossing and selection to accumulate desirable alleles. An example of where recurrent selection is needed is pyramiding multiple minor genes [174] or whenever the number of segregating loci exceeds what can be handled conveniently in an F_2 (4^m , where m is the number of segregating loci) or DH/SSD ($2m$) population (Table 1). In these cases, it is better to cross, select to increase the number of favorable alleles, and then intercross the selected lines to increase the number of favorable alleles further. Intercrossing is often enhanced in naturally self-pollinated crops using genetic male sterile lines [175–177]. Finally, all breeding programs use a form of recurrent selection, as every program begins with intermating followed by inbreeding and selection, where the selected lines become parents for the next cycle of intermating and selection [178]. It is just that often, the selection is in later generations than in the earlier generations, as is often described in recurrent selection (half-sib, full-sib, self).

5.4 Evaluation

Evaluation is an essential and final phase of any breeding program before cultivar release. In this step, the goal is to identify lines that succeed in one or more mega-environments, where the lines are recommended to be grown, and to determine where the line is not recommended to be grown. In the evaluation stage, the lines should all have elite performance levels and have most, if not all, the required traits. The differences among lines are often small compared to the early generation selection trials because only the consistently better lines have been advanced through phenotypic and GS. The concept of a mega-environment is a group of environments where lines perform similarly. Mega-environments are usually identified by some form of cluster analysis to document that the environments are similar [179]. The value of knowing mega-environments is that the breeder can select evaluation (syn. testing) sites in different mega-environments to obtain the most useful data to validate the value of a line [113,179,180]. Ideally, a breeder would require one evaluation site within each mega-environment. However, in practice, the breeder needs one selection trial in each mega-environment and multiple evaluation trials in each mega-environment. Multiple evaluation trials within a mega-environment are needed to (1) better represent the mega-environment due to annual climatic variation; (2) provide additional replications to separate better line performance where every line is an elite line (better statistical power); (3) As part of a risk avoidance strategy when an evaluation trial is lost due to catastrophic effects such as drought, heat, or hail. Finally, seed purchasers like having relevant data from nearby locations to market a line. The number of evaluation sites within a mega-environment is determined by project resources and the importance of the mega-environment.

Similar to clustering environments, lines can be clustered by their response to the environment [119,179,181].

When breeding programs have limited resources, then, not every line must be tested as long as the representative lines are tested in all locations. With the advent of extensive genetic/genomic data, the concept of replicating alleles rather than lines is an important addition to the evaluation/testing theory [119]. The traditional evaluation of genotypes and traits was conducted using the genotype through environmental interaction under multi-location yield trials [182, 183]. Understanding the $G \times E$ interaction is a critical component during the selection and evaluation of genotypes in multi-location yield trials [184]. The $G \times E$ interaction enables the breeder to evaluate the genetic stability of various quantitative traits and select genotypes with higher yield potential under various growing conditions and ecological zones [185]. The desirable genotypes are selected based on their performance for the priority traits in their areas of adaptation. These traditional approaches, such as cluster analyses, were laborious and unable to handle big data or large populations through multi-trait evaluations from high throughput phenotyping [186]. Thus, the modern approaches of ML and deep learning (DL) have been applied to facilitate breeders in evaluating various aspects of crops, handling large populations, and determining the best statistical analyses [187–190].

5.5 ML

ML is part of the broad category of cutting-edge technology called artificial intelligence, where computers can learn from experience [191]. ML allows the machine to learn without being programmed [192]. It can be used to optimize the integration of large phenomic datasets and make predictions about yield, disease, and the need for crop inputs. Conceptually, computers are given a set of training data in which they find patterns and from which they are expected to develop improved models (algorithms). DL is an advanced form of ML and a modern technique of extensive data analysis and image processing [193], which again emphasizes learning by example, often with images, as part of phenomics. DL in agriculture often provided higher accuracy in the results than traditional image processing tools [194]. For example, in Fig. 3a, a whole breeding field can be imaged in a single photograph. By enlarging the image or by taking additional images (Fig. 3b and c), each plot can be objectively scored using algorithms. In this example, we were interested in the plot stand after the winter, which estimated winter survival. The plant stage is early tillering and represents early spring growth for additional plant development studies. The individual plot scores, analyses, and images can be stored for permanent records. The advantage is that there is no temporal variation in these measurements, which would normally occur by walking in a field and compiling notes. Additionally, the unmanned aerial vehicle (syn. drone) can image and with the correct protocol can obtain and analyze the data more efficiently than traditional note taking, data transfer, and analysis.




Fig. 3. Uncrewed aerial vehicle (syn. drone) photographs of a wheat breeding nursery in Lincoln, NE, acquired on May 10, 2020, using an RGB camera. (a) A complete breeding nursery taken at once so that every plot is equally available for processing, evaluation, and analysis. (b) and (c) are enlarged images of specific parts of the field which can be used for image analysis (in this case winter survival and early plot vigor). Photographs courtesy of Mason C. Lien and included with his permission.

ML and DL can be used to develop decision-support tools for many purposes in plant breeding, including yield improvement [195]. For example, ML is helping breeders record data, analyze data, and make predictions [196] using high throughput phenotypic and genomic data that allows computing and bioinformatic tools to identify associations and create inferences from patterns [197]. Therefore, ML and DL can save time and allow the use of high throughput technology that is superior to or more efficient than the previous ways of measuring the morphological, biochemical, and physiological traits of crop plants [149,186] while also helping make predictions [173]. Using ML and DL to perform large-scale phenotyping of genotypes for multiple traits under diverse environments enables the breeder to identify and select the genotypes and phenotypes with desirable traits to better understand $G \times E$ [173,198,199].

ML and DL are mainly used in wheat to predict yield, biotic—often for disease—or abiotic stresses. Applications of ML were reported for yield prediction [200–202], fusarium head blight prediction [203,204], stripe rust [205,206],

and salinity stress [207,208]. ML and DL improved the GS prediction by handling large populations with multi-spectral traits (morphological, biochemical, and physiological) and genomics using multi-location yields that were better than conventional methods.

Thus, ML will become an increasingly useful approach for line evaluation. In ML, the massive data generated for each line can be recorded temporally in the form of spectral images, temperature, moisture, or light radiation and will be used to develop a model from the training data set for a better understanding of the pattern for any important trait and the collections of traits that is the line per se. For example, these learning models can be used to identify the early, medium, and late stages of development and then identify the critical stages of any trait or disease, which will further improve predictions. To reduce the error or noisy predictions, it is necessary to use a large population size (thousands of data points) to develop the input models required to evaluate the elite lines. Hence, ML provides efficient ways of using big data from high throughput phenotyping and genotyping faster and more extensive evaluations that should enhance genetic gain.

The efficiency of the crop evaluations will continue to be enhanced by coupling ML with human-based evaluations. For example, while ML may consider spatial variation, it may be difficult to know what caused it without performing human observations (soil, tillage, weed, drought-related, or other factors).

6. Hybrids

6.1 Hybrid Wheat

Recently, interest in hybrid wheat (the harvested seed from a cross between two parent lines) has been renewed by research institutions and seed companies owing to the need for improved abiotic and biotic stress tolerance and yield enhancement [209,210]. Globally, the rising demand for wheat requires breeders to consider every possible way of unlocking the potential for wheat to mitigate the gap between yield and demand [211,212]. Currently, pure-line wheat production is facing stagnant yield increases, meaning the potential of hybrid wheat is needed for food security and yield enhancement [211,213,214]. The second reason for this renewed interest in hybrid wheat is the new tools that are available to wheat breeders. The theory and understanding of hybrids and heterosis (defined below) continue to increase, as do the genomic and statistical tools required to predict heterosis [215–220]. Much of the previous trial-and-error aspect of hybrid breeding has been replaced by molecular markers that can be used to identify the key genes required for hybrid seed production, improved mating systems that create heterotic pools [216], and genomic predictions.

Wheat is a naturally self-pollinated crop that could benefit from hybrid breeding to exploit the potential of heterosis [221]. The success of hybrid wheat depends on higher levels of heterosis for yield and quality traits and the

value of the grain (i.e., as the value of the harvested grain increases, the necessary yield increases required for farmer adoption decreases) [222]. Heterosis can be defined as the increased performance of the hybrids over the average parents (mid-parent heterosis), the increased performance of the hybrids over the better parent heterosis (referred to as high parent heterosis), or the higher performance of the hybrids over the commercial cultivars (commercial heterosis) [223,224]. Of the three heterosis types, geneticists are most interested in the mid-parent heterosis, while growers are most interested in the commercial heterosis. Nevertheless, heterosis has been noted in numerous studies [215,225–227], and wheat hybrids are usually more environmentally stable than pure-line cultivars [228–230], an added advantage for reducing production risks. Hybrid wheat also has the advantage of dominant alleles, whereby either parent can contribute the needed allele, and the trait will be expressed in the hybrid. It is expected that through careful hybrid parent selection, hybrids should have greater biotic and abiotic stress tolerance since combining the beneficial dominant alleles of each parent in a hybrid is easier than developing a pure-line cultivar that contains all the beneficial alleles. For long-term success in hybrid wheat development, heterotic groups will likely need to be developed using selective crossing plans and genomic predictions [216]. All the recent work with hybrid parents was performed by selecting parents without heterotic groups [217] and with little pre-existing information on their combining ability.

Self-pollinating cereals, and especially those that are polyploids where there can be heterosis between genomes in pure lines, have a long history of efforts for hybrid breeding with generally low to moderate success [218]. Hybrid breeding in wheat started in the 1950s with the discovery of a cytoplasmic male-sterility (CMS) system in Japan [231].

Research on hybrid wheat has been limited to smaller-scale studies compared to cultivar (pure-line) breeding and lacks the establishment in global markets [218]. The future success of hybrid wheat depends on the farmer's increased profits from higher and more dependable grain yield as compared to the increased cost of hybrid seed and any additional costs for growing hybrids [232]. A hybrid wheat program has a few requirements that can make it commercially successful. In addition to the increased profitability of hybrids, compared to cultivars, there must be an efficient system to produce hybrid seed, i.e., an efficient male sterility system and a redesign of female traits that produce higher out-crossing and pollination [233,234] or apomixis of heterozygous hybrids.

Currently, there are three different approaches for hybrid seed production, viz., CMS, chemical hybridizing agent (CHA), and genetic male sterile systems, such as the blue aleurone (BLA) gene systems, which researchers in wheat breeding are using to produce hybrids [235].

CMS is based on the interaction between cytoplasmic and nuclear genetic factors [236,237]. An interaction between the diploid wheat (*T. timopheevi*) cytoplasm and the

nucleus of hexaploid wheat (*T. aestivum*) led to the development of a cytoplasmic male sterile line [238]. A genotype capable of restoring fertility was first discovered in 'Nebraska 542437' [239]. The CMS hybrid seed production system is a three-line (ABR) system that requires cross-pollination in two steps for hybrid seed production [236]. In the ABR system, the A-line (cytoplasmic male sterile with no nuclear restorer genes) is male sterile, the B-line is a male fertile maintainer line (has the normal wheat fertile cytoplasm and the same nucleus as the A-line, a male fertile alloplasmic line similar to the A-line), and the R-line carries genes that restore fertility to the male sterile cytoplasm and is called a fertility restorer line. Since most restorer genes only partially restore fertility when used singly, most R-lines have multiple restorer (R_f) genes (often from *T. timopheevi*). The A-line is a male sterile line that is used as a female and is crossed with the B-line to produce large quantities of an A-line seed, which is used in hybrid seed production fields. Then, the A-line is crossed with the R-line to produce a fertile hybrid seed. Cytoplasmic male sterility is an efficient hybrid seed production system that is used for wheat and many other crops [240]. Before modern genetic tools and an improved understanding of the genetics controlling CMS and its restoration [241], breeding using the CMS system was very cumbersome, in that some B-lines had inhibitors of restoration genes which made the A-line hard to restore or had partial restorer genes [242] which made it impossible to fully sterilize the A-line. Similarly, the R-line often had numerous unknown R_f genes it was difficult to understand the R_f genes except through laborious test crosses and progeny analyses until there were molecular markers for the R_f genes [241].

Another approach for achieving hybrid wheat is the use of a CHA. The application of a CHA creates female lines by inducing male sterility, thereby preventing the CHA line from self-pollinating. The CHA-treated females are pollinated by unsprayed males and used for hybrid seed development [243]. Chemically induced male-sterility is the forced type of cross-pollination in wheat crops to achieve hybrid seeds [222]. When compared to CMS hybrids, the CHA is a simpler approach for hybrid production. It induces male-sterility theoretically in any genotype by suppressing the pollen formation [244] and can be pollinated by any normal wheat plant that sheds pollen and pollinates when the female is receptive. A good CHA should not harm the female stigma receptivity [245] or female grain yield, although the CHA is often phytotoxic to the plant and may not sterilize every genotype [215]. A major difficulty with the extensive use of CHAs is that their application and efficacy are affected by weather conditions when applied which can cause hybrid seed production failures.

The BLA gene system is another hybrid wheat system invented by Australian researchers [235]. The blue aleurone gene was translocated into *T. aestivum* from a wild relative. The female (male sterile) line has a homozygous deletion (Probus deletion) in wheat on the short arm of chro-

mosome 4B (*ms-1* gene) [246]. Though initially performed by a deletion, a mutation in the male fertility locus can also be used [235]. This homozygous deletion or mutation of a single gene (*ms-1*) is a very reliable way to create male sterility. However, male sterility can be reversed in hybrids by crossing any normal wheat that carries the dominant fertility gene (does not have the deletion or mutation). For large-scale male sterile (e.g., female) seed production, the male sterile line is crossed with male lines, which are heterozygous for the fertility gene and are linked to the blue aleurone gene from a wheat relative. In the hybrid seed progeny, any blue seed will be self-fertile, and any line that is not blue should be homozygous and sterile. The fertile and infertile seeds can be sorted in ideal conditions using color grain sorters. In the early efforts, the male fertility and blue aleurone color were on an additional chromosome ($2n = 42+1$), but through elegant chromosome engineering, a stable translocation line with tightly linked fertility and blue aleurone genes has been developed [235]. Notably, other nuclear genetic male sterility systems have been proposed in addition to the blue aleurone production systems [247].

Another genic male sterility system that has been used in other crops is environmentally sensitive male sterile genes [248]. In this case, female seeds can be produced in environments that do not express the sterility gene, meaning the line is fertile. Hybrid seeds can be produced in environments where the sterility gene(s) is expressed and the female line is sterile, causing it to be outcrossed by the male [249,250]. This system is known as a two-line system.

In practical hybrid wheat research, experimental hybrids that are used for testing are made using CHAs because they have less genotype dependence [244] and, in theory, can sterilize any wheat line needed for testing [243]. CHAs can be used for large-scale productions; however, genetic-based systems are considered more cost-effective, effective, and reliable.

6.2 Synthetic Apomixis and its Relationship to Hybrid Wheat

Apomixis is the asexual reproduction of seeds without fertilization [251–253]. Apomixis has little potential for pure-line propagation because selfing and apomixis would provide genetically identical progeny for a homozygous line. However, apomixis has great potential for propagating hybrids and cloning heterozygous genotypes [253,254], thus, potentially replacing the current hybrid production systems. Hybrid seed production could become as simple as pure-line seed production (planting and selling seeds from the apomictic hybrid), exactly as planting and selling seeds from the pure line. Synthetic apomixis has been achieved in rice (*Oryza sativa* L.) by inducing (*MiMe*) mutations in gamete cells and activating a parthenogenetic trigger (*BBMI*) in egg cells, which produces hybrid clonal seeds [255]. The *MiMe* mutation led to the mitotic division of gametes in-

stead of the meiotic division, thereby producing clonal gametes ($2n$) [256]. Overall, apomixis may soon become a reality in cereals, including wheat.

7. Future Developments: Examples

We have discussed several new technologies and their potential impact on wheat breeding. Plant breeding is a highly flexible science, one where technology is used to fit the objective; this section will provide examples of how modern technology might be used in an evolving wheat breeding program depending upon the desired predicted outcome. Everything in plant breeding is based on resources. Therefore, we have assumed a well-funded breeding effort that can be scaled back if resources become limited. Here, we will emphasize pure-line cultivar development and then highlight a few concepts for hybrid development.

The introduction of variation will largely continue through crossing. However, crosses will increasingly become based on genomic predictions [23]. The crosses will continue to be performed by hand emasculation or using genetic male sterility [177]. If the breeder wants to make numerous crosses with the same parent line, a field crossing block can be used, whereby the single line is used as a male, while the numerous other parents are used as females that a CHA has been used to sterilize. The resultant CHA hybrids will have sufficient seeds, meaning that the hybrids can be tested in multiple environments in replicated trials to help predict or validate the crosses that are the most likely ones to advance and select within [24]. Growing the hybrids in the field will also advance the generations and produce F_2 seeds that can be used for SB or in other breeding methods. Genetic engineering and gene-editing are powerful tools that can generate novel variation, meaning they must continue to be used to expand the genetic resources of wheat, similar to how they have been used in other major crops.

For elite crosses, DH technology will be used for rapid inbreeding. For more complex crosses involving more diverse parents, large breeding populations and early generation field selections are often beneficial to identify the rare lines that possess more beneficial genes. After the selection generation(s) and once the larger breeding population has been narrowed to contain lines with more beneficial genes, SB [257], single seed descent, or bulk breeding are used. Due to the segregating material and many individuals, repeated high throughput phenotyping [258] will supplement traditional selection for early generation selection. As lines become more inbred and less heterozygous, they will be genotyped for GS [259,260] and utilized in GWAS studies [148]. Having both phenomic and genomic data is a valuable resource in removing spatial variability and averaging year effects, especially in catastrophic years when trials are lost or have become useless due to winterkilling, hail, drought, or other calamities. In the early generations, the selection is usually “one and done”; thus, single envi-

ronment selection nurseries are exceptionally vulnerable to abnormal conditions. While the predicted values may not be as accurate as high-quality phenotypic data, they are certainly better than having no data for a selection year.

Evaluation will continue to require extensive testing in mega-environments. The same tools used for the genomic and phenomic selections will be extended to the evaluation phase of plant breeding to better account for $G \times E$ [118,190]. Better environmental models and an understanding of the processes through which the genes are affected by the environment should help better predict the lines for environments with limited testing.

As for developing hybrids, the greatest impact would be the development of efficient and inexpensive hybrid seed production systems and the development of heterotic groups [217]. As our understanding develops on the genes that restore the sterile cytoplasm, male sterile mutations or that convey environmentally sensitive genetic male sterility, it may be possible for gene-editing to increase the restoration capabilities of single genes or link multiple restorer genes. This would lead to more efficient CMS-based hybrid systems and create environmentally sensitive genetic male sterile lines with higher fertilities when the gene is not expressed and greater sterility when the gene is expressed. Increasing our knowledge of the processes involved in breeding hybrids may improve parental line selections for crosses and help breed pure-line cultivars.

8. Conclusions

Wheat remains an important crop that helps feed the world. Though plant breeders and agronomists have a proud history of developing new cultivars and tailored production practices, the predicted demand for wheat is unprecedented. Subsequently, every available new breeding method and tool will be needed to meet this challenge. In this article, we have attempted to describe the latest breeding methods and tools that will be used to make future wheat breeders more efficient and capable of meeting the challenge. The core question remains of improving yield and productivity and reducing the risk of biotic and abiotic stresses while maintaining good end-use quality. However, the technology has continuously improved. We have attempted to illustrate how these methods and tools expand or augment the foundation for plant breeding in creating new cultivars, which will impact wheat growers and consumers. Every phase of wheat breeding will be affected, and every wheat breeder will adapt their breeding efforts to their current resources and predicted technology costs.

Author Contributions

MA proposed, developed an outline and wrote the first draft of the manuscript. PSB and KF recommended additions to the outline and revised the draft. All authors contributed to the following revisions of the article and approved the final version. All authors have participated sufficiently in the work to take public responsibility for appro-

priate portions of the content and agreed to be accountable for all aspects of the work in ensuring that questions related to its accuracy or integrity. All authors contributed to editorial changes in the manuscript.

Ethics Approval and Consent to Participate

Not applicable.

Acknowledgment

This research was partially supported by the University of Nebraska-Lincoln, the University of Nebraska Foundation, and the Nebraska Wheat Board.

Funding

This research received no external funding.

Conflict of Interest

The authors declare no conflict of interest.

References

- [1] Crop Prospects and Food Situation #2, July 2022. 2022. Available at: <https://www.fao.org/3/cc6806en/cc6806en.pdf> (Accessed: 12 September 2023).
- [2] Erenstein O, Jaleta M, Mottaleb KA, Sonder K, Donovan J, Braun H. Global Trends in Wheat Production, Consumption and Trade. *Wheat Improvement*. 2022; 5: 47–66.
- [3] Tack J, Barkley A, Nalley LL. Effect of warming temperatures on us wheat yields. *Proceedings of the National Academy of Sciences*. 2015; 112: 6931–6936.
- [4] Shiferaw B, Smale M, Braun H, Duveiller E, Reynolds M, Muricho G. Crops that feed the world 10. Past successes and future challenges to the role played by wheat in global food security. *Food Security*. 2013; 5: 291–317.
- [5] Shewry PR, Hey SJ. The contribution of wheat to human diet and health. *Food and Energy Security*. 2015; 4: 178–202.
- [6] Lovegrove A, Wingen LU, Plummer A, Wood A, Passmore D, Kosik O, *et al.* Identification of a major QTL and associated molecular marker for high arabinoxylan fibre in white wheat flour. *PLoS ONE*. 2020; 15: e0227826
- [7] Ibba MI, Juliana P, Hernández-Espinosa N, Posadas-Romano G, Dreisigacker S, Sehgal D, *et al.* Genome-wide association analysis for arabinoxylan content in common wheat (*Triticum aestivum* L.) flour. *Journal of Cereal Science*. 2021; 98: 103166
- [8] Ibba MI, Gupta OP, Govindan V, Johnson AAT, Brinch-Pedersen H, Nikolic M, *et al.* Editorial: Wheat biofortification to alleviate global malnutrition. *Frontiers in Nutrition*. 2022; 9: 1001443.
- [9] Zhang T, van der Wiel K, Wei T, Screen J, Yue X, Zheng B, *et al.* Increased wheat price spikes and larger economic inequality with 2°C global warming. *One Earth*. 2022; 5: 907–916.
- [10] wheatgenome - Wheat - A Key Crop for Food Security. 2022. Available at: <https://www.wheatgenome.org/News/Media-Resources/Infographics/Wheat-A-Key-Crop-for-Food-Security> (Accessed: 12 September 2023).
- [11] Tripathi AD, Mishra R, Maurya KK, Singh RB, Wilson DW. Estimates for World Population and Global Food Availability for Global Health. *the Role of Functional Food Security in Global Health*. 2019; 327: 3–24.
- [12] Afzal F, Chaudhari SK, Gul A, Farooq A, Ali H, Nisar S, *et al.* Bread Wheat (*Triticum aestivum* L.) under Biotic and Abiotic Stresses: an Overview. *Crop Production and Global Environmental Issues*. 2015; 1: 293–317.
- [13] Kong L, Liu Y, Wang X, Chang C. Insight into the role of epi-

- genetic processes in abiotic and biotic stress response in wheat and barley. *International Journal of Molecular Sciences*. 2020; 21: 1480.
- [14] Liu B, Asseng S, Müller C, Ewert F, Elliott J, Lobell D, *et al.* Similar estimates of temperature impacts on global wheat yield by three independent methods. *Nature Climate Change*. 2016; 6: 1130–1136.
 - [15] Asseng S, Martre P, Maïorano A, Rötter RP, O’Leary GJ, Fitzgerald GJ, *et al.* Climate change impact and adaptation for wheat protein. *Global Change Biology*. 2019; 25: 155–173.
 - [16] Singh SK, Vit IS. Developing Hybrid Wheat For Yield Enhancement In High Fertility Areas Of India. 2015; 2–3. International Wheat Conference, Sydney Australia, 2015. Available at: https://www.researchgate.net/profile/S-K-Singh/publication/282310424_Developing_hybrid_wheat_for_yield_enhancement_under_favourable_high_input_environments_in_India/links/560b737808ae4d86bb14cd71/Developing-hybrid-wheat-for-yield-enhancement-under-favourable-high-input-environments-in-India.pdf (Accessed: 12 September 2023).
 - [17] Reynolds MP, Braun H, Flavell RB, Gwyn JJ, Langridge P, Rosichan JL, *et al.* Translational Research Networks. *Wheat Improvement*. 2022; 52: 471–491.
 - [18] Bustos-Korts D, Romagosa I, Borràs-Geloch G, Casas AM, Slafer GA, van Eeuwijk F. Genotype by Environment Interaction and Adaptation. *Crop Science*. 2019; 7: 29–71.
 - [19] Altaf A, Shah AZ, Gull S, Hussain S, Faheem M, Miah AAA, *et al.* Progress in modern crop science research in wheat biology. *Journal of Global Innovations in Agricultural Sciences*. 2022; 10: 43–49.
 - [20] Baenziger PS, Depauw RM. Wheat Breeding: Procedures and Strategies. *Wheat Science and Trade*. 2009; 41: 273–308.
 - [21] Rutkoski JE. A practical guide to genetic gain. *Advances in Agronomy*. 2019; 57: 217–249.
 - [22] Bhandari HR, Bhanu AN, Srivastava K, Singh MN, Shreya HA. Assessment of genetic diversity in crop plants—An overview. *Advances in Plants & Agriculture Research*. 2017; 7: 279–286.
 - [23] Lado B, Battenfield S, Guzmán C, Quincke M, Singh RP, Dreisigacker S, *et al.* Strategies for Selecting Crosses Using Genomic Prediction in Two Wheat Breeding Programs. *the Plant Genome*. 2017; 10.
 - [24] van Ginkel M, Ortiz R. Cross the Best with the Best, and Select the Best: HELP in Breeding Selfing Crops. *Crop Science*. 2018; 58: 17–30.
 - [25] Chakraborty R, Kimmel M. Bottleneck Effect. *Encyclopedia of Genetics*. 2001; 31: 233–235.
 - [26] Rahman S, Islam S, Yu Z, She M, Nevo E, MA W. Current progress in understanding and recovering the wheat genes lost in evolution and domestication. *International Journal of Molecular Sciences*. 2020; 21: 5836.
 - [27] Peng, J, Sun D, Nevo E. Wild emmer wheat, *Triticum dicoccoides*, occupies a pivotal position in wheat domestication process. *Australian Journal of Crop Science*. 2011; 5: 1127–1143.
 - [28] Dvorak J, Akhunov ED. Tempos of Gene Locus Deletions and Duplications and their Relationship to Recombination Rate during Diploid and Polyploid Evolution in the Aegilops-Triticum Alliance. *Genetics*. 2005; 171: 323–332.
 - [29] Levy AA, Feldman M. Evolution and origin of bread wheat. *the Plant Cell*. 2022; 34: 2549–2567.
 - [30] Feldman M, Levy AA. *Wheat Evolution and Domestication*. Springer International Publishing. 2023.
 - [31] Rosyara U, Kishii M, Payne T, Sansaloni CP, Singh RP, Braun HJ, *et al.* Genetic contribution of synthetic hexaploid wheat to CIMMYT’s spring bread wheat breeding germplasm. *Scientific Reports*. 2019; 9: 12355.
 - [32] Rahman S, Islam S, Yu Z, She M, Nevo E, Ma W. Current progress in understanding and recovering the wheat genes lost in evolution and domestication. *International journal of molecular sciences*. 2020; 21: 5836.
 - [33] Bhatta M, Morgounov A, Belamkar V, Poland J, Baenziger PS. Unlocking the novel genetic diversity and population structure of synthetic Hexaploid wheat. *BMC Genomics*. 2018; 19: 591.
 - [34] Nevo E, Krugman T, Beiles A. Genetic resources for salt tolerance in the wild progenitors of wheat (*Triticum dicoccoides*) and barley (*Hordeum spontaneum*) in Israel. *Plant Breeding*. 1993; 110: 338–341.
 - [35] PELEG Z, FAHIMA T, KRUGMAN T, ABBO S, YAKIR D, KOROL AB, *et al.* Genomic dissection of drought resistance in durum wheat × wild emmer wheat recombinant inbred line population. *Plant, Cell & Environment*. 2009; 32: 758–779.
 - [36] Krugman T, Chagué V, Peleg Z, Balzergue S, Just J, Korol AB, *et al.* Multilevel regulation and signalling processes associated with adaptation to terminal drought in wild emmer wheat. *Functional & Integrative Genomics*. 2010; 10: 167–186.
 - [37] Lucas S, Dogan E, Budak H. TMPIT1 from wild emmer wheat: first characterisation of a stress-inducible integral membrane protein. *Gene*. 2011; 483: 22–28.
 - [38] Morgounov A, Abugalieva A, Akan K, Akın B, Baenziger S, Bhatta M, *et al.* High-yielding winter synthetic hexaploid wheats resistant to multiple diseases and pests. *Plant Genetic Resources: Characterization and Utilization*. 2018; 16: 273–278.
 - [39] Hao M, Zhang L, Zhao L, Dai S, Li A, Yang W, *et al.* A breeding strategy targeting the secondary gene pool of bread wheat: introgression from a synthetic hexaploid wheat. *Theoretical and Applied Genetics*. 2019; 132: 2285–2294.
 - [40] Tekin M, Emiralioglu O, Yeken MZ, Nadeem MA, Çiftçi V, Baloch FS. Wild Relatives and their Contributions to Wheat Breeding. *Ancient Wheats*. 2022; 14: 197–233.
 - [41] Wani SH, Khan H, Riaz A, Joshi DC, Hussain W, Rana M, *et al.* Genetic diversity for developing climate-resilient wheats to achieve food security goals. *Advances in Agronomy*. 2022; 66: 255–303.
 - [42] Loureiro I, Escorial MC, Chueca MC. Natural hybridization between wheat (*Triticum aestivum* L.) and its wild relatives *Aegilops geniculata* Roth and *Aegilops triuncialis* L. *Pest Management Science*. 2023; 79: 2247–2254.
 - [43] Salgotra RK, Chauhan BS. Genetic Diversity, Conservation, and Utilization of Plant Genetic Resources. *Genes*. 2023; 14: 174.
 - [44] Kashyap A, Garg P, Tanwar K, Sharma J, Gupta NC, Ha PTT, *et al.* Strategies for utilization of crop wild relatives in plant breeding programs. *Theoretical and Applied Genetics*. 2022; 135: 4151–4167.
 - [45] Kilian B, Özkan H, Deusch O, Effgen S, Brandolini A, Kohl J, *et al.* Independent Wheat B and G Genome Origins in Outcrossing *Aegilops* Progenitor Haplotypes. *Molecular Biology and Evolution*. 2007; 24: 217–227.
 - [46] Kilian B, Özkan H, Walther A, Kohl J, Dagan T, Salamini F, *et al.* Molecular diversity at 18 loci in 321 wild and 92 domesticated lines reveal no reduction of nucleotide diversity during *Triticum monococcum* (einkorn) domestication: Implications for the origin of agriculture. *Molecular Biology and Evolution*. 2007; 24: 2657–2668.
 - [47] Huang K, Jahani M, Gouzy J, Legendre A, Carrere S, Lázaro-Guevara JM, *et al.* The genomics of linkage drag in inbred lines of sunflower. *Proceedings of the National Academy of Sciences of the United States of America*. 2023; 120: e2205783119.
 - [48] Holme IB, Gregersen PL, Brinch-Pedersen H. Induced Genetic Variation in Crop Plants by Random or Targeted Mutagenesis: Convergence and Differences. *Frontiers in Plant Science*. 2019; 10: 1468.
 - [49] Kumar J, Kumar A, Mishra A, Mishra VK, Roy J. Genetic variation, heritability, genetic advance, micronutrients, and grain morphology trait associations in EMS induced mutant lines of wheat (*Triticum aestivum* L.) *Genetic Resources and Crop Evolution*. 2022; 69: 2141–2158.
 - [50] Jones HD, Doherty A, Wu H. Review of methodologies and

a protocol for the Agrobacterium-mediated transformation of wheat. *Plant Methods*. 2005; 1: 5.

- [51] Sparks CA, Doherty A, Jones HD. Genetic Transformation of Wheat via Agrobacterium-Mediated DNA Delivery. *Methods in Molecular Biology*. 2014; 1: 235–250.
- [52] Ye X, Wang K, Liu H, Tang H, Qiu Y, Gong Q. Genome Editing toward Wheat Improvement. *Genome Editing Technologies for Crop Improvement*. 2022; 28: 241–269.
- [53] Kanwal M, Gogoi N, Jones B, Bariana H, Bansal U, Ahmad N. Pollen: A Potential Explant for Genetic Transformation in Wheat (*Triticum aestivum* L.). *Agronomy*. 2022; 12: 2009.
- [54] Miranda PV, Iglesias BF, Charriere MV, Burachik M. Drought tolerant wheat IND-00412-7 is nutritionally equivalent to its Non-Transgenic Comparator. *GM Crops & Food*. 2022; 13: 119–125.
- [55] Francese CF, Folguera G. La estructuración jerárquica del cambio climático y la relación entre sus escalas-niveles. *Prometeica*. 2023; 26: 74–90.
- [56] Peña PA, Quach T, Sato S, Ge Z, Nersesian N, Changa T, *et al*. Expression of the maize dof1 transcription factor in wheat and sorghum. *Frontiers in Plant Science*. 2017; 8: 434.
- [57] Castiglioni P, Warner D, Bensen RJ, Anstrom DC, Harrison J, Stoecker M, *et al*. Bacterial RNA Chaperones Confer Abiotic Stress Tolerance in Plants and Improved Grain Yield in Maize under Water-Limited Conditions. *Plant Physiology*. 2008; 147: 446–455.
- [58] Nahid N, Zaib P, Shaheen T, Shaukat K, Issayeva AU, Ansari MU. Introductory Chapter: Current Trends in Wheat Research. In Mahmood-ur-Rahman Ansari (ed.) *Current Trends in Wheat Research*. Available at: <https://www.intechopen.com/books/9670> (Accessed: 12 September 2023).
- [59] Luo K, He D, Guo J, Li G, Li B, Chen X. Molecular Advances in Breeding for Durable Resistance against Pests and Diseases in Wheat: Opportunities and Challenges. *Agronomy*. 2023; 13: 628.
- [60] Araus JL, Serret MD, Lopes MS. Transgenic solutions to increase yield and stability in wheat: shining hope or flash in the pan? *Journal of Experimental Botany*. 2019; 70: 1419–1424.
- [61] Wang H, Sun S, Ge W, Zhao L, Hou B, Wang K, *et al*. Horizontal gene transfer of Fhb7 from fungus underlies Fusarium head blight resistance in wheat. *Science*. 2020; 368: 5435.
- [62] Liao J, Liu T, Xie L, Mo C, Qiao J, Huang X, *et al*. Heterologous mogrosides biosynthesis in cucumber and tomato by genetic manipulation. *Communications Biology*. 2023; 6: 1–12.
- [63] Razzaq A, Ali A, Zahid S, Malik A, Pengtao L, Gong W, *et al*. Engineering of cry genes “Cry11 and Cry1h” in cotton (*Gossypium hirsutum* L.) for protection against insect pest attack. *Archives of Phytopathology and Plant Protection*. 2023; 56: 384–396.
- [64] Fox JL. Whatever happened to GM wheat? Agribusiness is taking another run at transgenic wheat after shelving its programs five years ago because of concerns from farmers, trade organizations and even state governments about market acceptance. Will there be a mark. *Nature Biotechnology*. 2009; 27: 974–976.
- [65] Gbadegesin LA, Ayeni EA, Tetey CK, Uyanga VA, Aluko OO, Ahiakpa JK, *et al*. GMOs in Africa: Status, adoption and public acceptance. *Food Control*. 2022; 141: 109193.
- [66] Garcia-Alonso M, Novillo C, Kostolaniova P, Martinez Parrilla M, Alcalde E, Podevin N. The EU’s GM crop conundrum. *EMBO Reports*. 2022; 23: e54529.
- [67] Wang SW, Gao C, Zheng YM, Yi L, Lu JC, Huang XY, *et al*. Current applications and future perspective of CRISPR/Cas9 gene editing in cancer. *Molecular Cancer*. 2022; 21: 1–27.
- [68] Ravikiran KT, Thiribhuvan R, Sheoran S, Kumar S, Kushwaha AK, Vineeth TV, *et al*. Tailoring crops with superior product quality through genome editing: an update. *Planta*. 2023; 257: 86.
- [69] Adeyinka OS, Tabassum B, Koloko BL, Ogungbe IV. Enhancing the quality of staple food crops through CRISPR/Cas-mediated site-directed mutagenesis. *Planta*. 2023; 257: 78.
- [70] Munawar N, Ahmad A. CRISPR/Cas System: an Introduction. *CRISPR Crops*. 2021; 32: 1–35.
- [71] Jinek M, Chylinski K, Fonfara I, Hauer M, Doudna JA, Charpentier E. A Programmable Dual-RNA-Guided DNA Endonuclease in Adaptive Bacterial Immunity. *Science*. 2012; 337: 816–821.
- [72] Hu Y, Patra P, Pisanty O, Shafir A, Belew ZM, Binenbaum J, *et al*. Multi-Knock—a multi-targeted genome-scale CRISPR toolbox to overcome functional redundancy in plants. *Nature Plants*. 2023; 9: 572–587.
- [73] Taj M, Sajjad M, Li M, Yasmeen A, Mubarak MS, Kaniganti S, *et al*. Potential Targets for CRISPR/Cas Knockdowns to Enhance Genetic Resistance Against Some Diseases in Wheat (*Triticum aestivum* L.). *Frontiers in Genetics*. 2022; 13: 926955.
- [74] Mubarak MS, Khan SH, Sajjad M. Key Applications of CRISPR/Cas for Yield and Nutritional Improvement. *CRISPR Crops*. 2021; 11: 213–230.
- [75] Brons N. Implementation of a Genome Editing Procedure for Wheat (*Triticum aestivum*) Protoplasts with CRISPR-Cas9 Ribonucleoproteins [D]. Hochschule Rhein-Waal. 2022.
- [76] Verma AK, Mandal S, Serin Y, Ali MH, Tiwari A, Lionetti E, *et al*. CRISPR/Cas9 as a promising genome-editing technology for generating low-immunogenic wheat variety: recent legislation and global implementation of genetically engineered crops. *CABI Reviews*. 2022.
- [77] Bonnett D, Li Y, Crossa J, Dreisigacker S, Basnet B, Perez-Rodriguez P, *et al*. Response to Early Generation Genomic Selection for Yield in Wheat. *Frontiers in Plant Science*. 2022; 12: 718611.
- [78] Xu Y, Li P, Zou C, Lu Y, Xie C, Zhang X, *et al*. Enhancing genetic gain in the era of molecular breeding. *Journal of Experimental Botany*. 2017; 68: 2641–2666.
- [79] Xu Y, Liu X, Fu J, Wang H, Wang J, Huang C, *et al*. Enhancing Genetic Gain through Genomic Selection: from Livestock to Plants. *Plant Communications*. 2020; 1: 100005.
- [80] Tadesse W, Inagaki M, Tawkaz S, Baum M, van-Ginkel M. Recent advances and application of doubled haploids in wheat breeding. *African Journal of Biotechnology*. 2012; 11: 15484–15492.
- [81] Maiwan N, YILDIZ M, SALIH S, LUNA S. A Look at Wheat Haploid and Double Haploid Production Methods. *Black Sea Journal of Agriculture*. 2022; 5: 344–350.
- [82] Eliby S, Bekkuzhina S, Kishchenko O, Iskakova G, Kylyshbayeva G, Jatayev S, *et al*. Developments and prospects for doubled haploid wheat. *Biotechnology Advances*. 2022; 60: 108007.
- [83] Zenkteler M, Nitzsche W. Wide hybridization experiments in cereals. *Theoretical and Applied Genetics*. 1984; 68: 311–315.
- [84] Laurie DA, Bennett MD. Wheat × maize hybridization. *Canadian Journal of Genetics and Cytology*. 1986; 28: 313–316.
- [85] Inagaki MN. Doubled haploid production in wheat through wide hybridization. *Doubled Haploid Production in Crop Plants*. 2003; 256: 53–58.
- [86] Santra M, Wang H, Seifert S, Haley S. Doubled Haploid Laboratory Protocol for Wheat Using Wheat–Maize Wide Hybridization. *Methods in Molecular Biology*. 2017; 133: 235–249.
- [87] KASHA KJ, KAO KN. High Frequency Haploid Production in Barley (*Hordeum vulgare* L.) *Nature*. 1970; 225: 874–876.
- [88] Devaux P. The *Hordeum bulbosum* (L.) method. *Doubled Haploid Production in Crop Plants*. 2003; 225: 15–19.
- [89] Campbell AW, Griffin WB, Burritt DJ, Conner AJ. Production of wheat doubled haploids via wide crosses in New Zealand wheat. *New Zealand Journal of Crop and Horticultural Science*. 2000; 28: 185–194.
- [90] Jauhar PP, Xu SS, Baenziger PS. Haploidy in Cultivated Wheats: Induction and Utility in Basic and Applied Research.

- Crop Science. 2009; 49: 737–755.
- [91] Niu Z, Jiang A, Abu Hammad W, Oladzadabbasabadi A, Xu SS, Mergoum M, *et al.* Review of doubled haploid production in durum and common wheat through wheat × maize hybridization. *Plant Breeding*. 2014; 133: 313–320.
 - [92] Wędzony M, Forster BP, Żur I, Golemić E, Szechyńska-Hebda M, Dubas E, *et al.* Progress in Doubled Haploid Technology in Higher Plants. In Touraev A, Foster BP, Jain SM (eds) *Advances in haploid production in higher plants* (pp 1–33). Springer Verlag: Berlin. 2009.
 - [93] Niazian M, Shariatpanahi ME. In vitro-based doubled haploid production: recent improvements. *Euphytica*. 2020; 216: 69.
 - [94] Rybczynski JJ, Simonson RL, Baenziger PS. Evidence for microspore embryogenesis in wheat anther culture. *in Vitro Cellular & Developmental Biology - Plant*. 1991; 27: 168–174.
 - [95] Baenziger PS, Wesenberg DM, Smail VM, Alexander WL, Schaeffer GW. Agronomic Performance of Wheat Doubled-Haploid Lines Derived from Cultivars by Anther Culture. *Plant Breeding*. 1989; 103: 101–109.
 - [96] Chu CC, Hill RD, Brule-Babel L. High frequency of pollen embryo formation and plant regeneration in *Triticum aestivum* L. on monosaccharide containing media. *Plant Science*. 1990; 66: 255–262.
 - [97] Barnabás B, Pfahler PL, Kovács G. Direct effect of colchicine on the microspore embryogenesis to produce dihaploid plants in wheat (*Triticum aestivum* L.) *Theoretical and Applied Genetics*. 1991; 81: 675–678.
 - [98] Hansen NJP, Andersen SB. In vitro chromosome doubling with colchicine during microspore culture in wheat (*Triticum aestivum* L.). *Euphytica*. 1998; 102: 101–108.
 - [99] Navarro-Alvarez W, Baenziger PS, Eskridge KM, Hugo M, Gustafson VD. Addition of Colchicine to Wheat Anther Culture Media to Increase Doubled Haploid Plant Production. *Plant Breeding*. 1994; 112: 192–198.
 - [100] de Buyser J, Henry Y, Lonnet P, Hertzog R, Hespel A. ‘Florin’: a Doubled Haploid Wheat Variety Developed by the Anther Culture Method. *Plant Breeding*. 1987; 98: 53–56.
 - [101] Shrestha S, Koo D, Evers B, Wu S, Walkowiak S, Hucl P, *et al.* Wheat doubled haploids have a marked prevalence of chromosomal aberrations. *The Plant Genome*. 2023; 16: e20309.
 - [102] Ghosh S, Watson A, Gonzalez-Navarro OE, Ramirez-Gonzalez RH, Yanes L, Mendoza-Suárez M, *et al.* Speed breeding in growth chambers and glasshouses for crop breeding and model plant research. *Nature Protocols*. 2018; 13: 2944–2963.
 - [103] Meena RK, Koli DK, Koli GK, Meena RK. Speed Breeding: A Powerful Tool to Accelerate Crop Research. *Biotica Research Today*. 2022; 4: 382–384.
 - [104] Alahmad S, Rambla C, Voss-Fels KP, Hickey LT. Accelerating Breeding Cycles. *Wheat Improvement*. 2022; 23: 557–571.
 - [105] Ghosh S, Watson A, Gonzalez-Navarro OE, Ramirez-Gonzalez RH, Yanes L, Mendoza-Suárez M, *et al.* Speed breeding in growth chambers and glasshouses for crop breeding and model plant research. *Nature Protocols*. 2018; 13: 2944–2963.
 - [106] Prashanth Babu H, Kumar M, Gaikwad KB, Kumar R, Kumar N, Palaparthi D, *et al.* Rapid Generation Advancement and Fast-Track Breeding Approaches in Wheat Improvement. *next-Generation Plant Breeding Approaches for Stress Resilience in Cereal Crops*. 2022; 14: 241–262.
 - [107] Harikrishna, Shashikumara P, Gajghate R, Devate NB, Shiv A, Mehta BK, *et al.* Breaking the Yield Barriers to Enhance Genetic Gains in Wheat. *New Horizons in Wheat and Barley Research*. 2022; 156: 179–226.
 - [108] Gudi S, Kumar P, Singh S, Tanin MJ, Sharma A. Strategies for accelerating genetic gains in crop plants: special focus on speed breeding. *Physiology and Molecular Biology of Plants*. 2022; 28: 1921–1938.
 - [109] Hickey LT, Germán SE, Pereyra SA, Diaz JE, Ziemis LA, Fowler RA, *et al.* Speed breeding for multiple disease resistance in barley. *Euphytica*. 2017; 213: 64.
 - [110] Samineni S, Sen M, Sajja SB, Gaur PM. Rapid generation advance (RGA) in chickpea to produce up to seven generations per year and enable speed breeding. *the Crop Journal*. 2020; 8: 164–169.
 - [111] Nei M. The efficiency of haploid method of plant breeding. *Heredity*. 1963; 18: 95–100.
 - [112] Bullock WP, Baenziger PS, Schaeffer GW, Bottino PJ. Anther culture of wheat (*Triticum aestivum* L.) F1’s and their reciprocal crosses. *Theoretical and Applied Genetics*. 1982; 62: 155–159.
 - [113] Crespo-Herrera LA, Crossa J, Huerta-Espino J, Mondal S, Velu G, Juliana P, *et al.* Target Population of Environments for Wheat Breeding in India: Definition, Prediction and Genetic Gains. *Frontiers in Plant Science*. 2021; 12: 638520.
 - [114] Bhatta M, Regassa T, Rose DJ, Baenziger PS, Eskridge KM, Santra DK, *et al.* Genotype, environment, seeding rate, and top-dressed nitrogen effects on end-use quality of modern Nebraska winter wheat. *Journal of the Science of Food and Agriculture*. 2017; 97: 5311–5318.
 - [115] Jarquín D, Lemes da Silva C, Gaynor RC, Poland J, Fritz A, Howard R, *et al.* Increasing Genomic-Enabled Prediction Accuracy by Modeling Genotype × Environment Interactions in Kansas Wheat. *The Plant Genome*. 2017; 10: 20309.
 - [116] Malik WA, Forkman J, Piepho H. Testing multiplicative terms in AMMI and GGE models for multi-environment trials with replicates. *Theoretical and Applied Genetics*. 2019; 132: 2087–2096.
 - [117] Yang R. Testing for nonlinear genotype × environment interactions. *Crop Science*. 2020; 60: 3127–3140.
 - [118] Robert P, Goudemand E, Auzanneau J, Oury F, Rolland B, Heumez E, *et al.* Phenomic selection in wheat breeding: prediction of the genotype-by-environment interaction in multi-environment breeding trials. *Theoretical and Applied Genetics*. 2022; 135: 3337–3356.
 - [119] Atanda SA, Govindan V, Singh R, Robbins KR, Crossa J, Bentley AR. Sparse testing using genomic prediction improves selection for breeding targets in elite spring wheat. *Theoretical and Applied Genetics*. 2022; 135: 1939–1950.
 - [120] Cullis BR, Smith AB, Coombes NE. On the design of early generation variety trials with correlated data. *Journal of Agricultural, Biological, and Environmental Statistics*. 2006; 11: 381–393.
 - [121] Cullis BR, Smith AB, Cocks NA, Butler DG. The Design of Early-Stage Plant Breeding Trials Using Genetic Relatedness. *Journal of Agricultural, Biological and Environmental Statistics*. 2020; 25: 553–578.
 - [122] Selle ML, Steinsland I, Hickey JM, Gorjanc G. Flexible modelling of spatial variation in agricultural field trials with the R package INLA. *Theoretical and Applied Genetics*. 2019; 132: 3277–3293.
 - [123] Stroup WW, Baenziger PS, Mulitze DK. Removing Spatial Variation from Wheat Yield Trials: a Comparison of Methods. *Crop Science*. 1994; 34: 62–66.
 - [124] Borges A, González-Reymundez A, Ernst O, Cadenazzi M, Terra J, Gutiérrez L. Can Spatial Modeling Substitute for Experimental Design in Agricultural Experiments? *Crop Science*. 2019; 59: 44–53.
 - [125] Baenziger PS. *Wheat Breeding and Genetics. Reference Module in Food Science*. Elsevier: Netherlands. 2016.
 - [126] Andersen SB. *Plant Breeding from Laboratories to Fields*. [Internet]. InTech; 2013. Available at: <http://dx.doi.org/10.5772/3362> (Accessed: 12 September 2023).
 - [127] Nogoy FM, Song JY, Ouk S, Rahimi S, Kwon SW, Kang KK, *et al.* Current Applicable DNA Markers for Marker Assisted Breeding in Abiotic and Biotic Stress Tolerance in Rice (*Oryza sativa* L.). *Plant Breeding and Biotechnology*. 2016; 4: 271–284.

- [128] Das G, Patra JK, Baek KH. Insight into MAS: A molecular tool for development of stress resistant and quality of rice through gene stacking. *Frontiers in Plant Science*. 2017; 8: 985.
- [129] Pandurangan S, Workman C, Nilsen K, Kumar S. Introduction to Marker-Assisted Selection in Wheat Breeding. *Springer Protocols Handbooks*. 2022; 8: 77–117.
- [130] Paux E, Faure S, Choulet F, Roger D, Gauthier V, Martinant J, *et al.* Insertion site-based polymorphism markers open new perspectives for genome saturation and marker-assisted selection in wheat. *Plant Biotechnology Journal*. 2010; 8: 196–210.
- [131] Paux E, Sourdille P, Mackay I, Feuillet C. Sequence-based marker development in wheat: Advances and applications to breeding. *Biotechnology Advances*. 2012; 30: 1071–1088.
- [132] Cho W, Jung J, Kang M, Seo YW, Park JY, Yang T. High-throughput SNP markers for authentication of Korean wheat cultivars based on seven complete plastomes and the nuclear genome. *Food Science and Biotechnology*. 2022; 31: 423–431.
- [133] Anderson JA. Marker-assisted selection for Fusarium head blight resistance in wheat. *International Journal of Food Microbiology*. 2007; 119: 51–53.
- [134] HU WJ, FU LP, GAO DR, LI DS, Sen Li, Lu CB. Marker-assisted selection to pyramid Fusarium head blight resistance loci Fhb1 and Fhb2 in a high-quality soft wheat cultivar Yangmai 15. *Journal of Integrative Agriculture*. 2022; 22: 360–370.
- [135] Yaniv E, Raats D, Ronin Y, Korol AB, Grama A, Bariana H, *et al.* Evaluation of marker-assisted selection for the stripe rust resistance gene Yr15, introgressed from wild emmer wheat. *Molecular Breeding*. 2015; 35: 43.
- [136] Mourad AMI, Abou-Zeid MA, Eltaher S, Baenziger PS, Börner A. Identification of candidate genes and genomic regions associated with adult plant resistance to stripe rust in spring wheat. *Agronomy*. 2021; 11: 2585.
- [137] Zhang M, Fang T, Zhou X, Chen X, Li X, Feng J, *et al.* Combination of Marker-Assisted Backcross Selection of Yr59 and Phenotypic Selection to Improve Stripe Rust Resistance and Agronomic Performance in Four Elite Wheat Cultivars. *Agronomy*. 2022; 12: 497.
- [138] Rai N, Bellundagi A, Kumar PKC, Kalasapura Thimmappa R, Rani S, Sinha N, *et al.* Marker-assisted backcross breeding for improvement of drought tolerance in bread wheat (*Triticum aestivum* L. em Thell). *Plant Breeding*. 2018; 137: 514–526.
- [139] Todkar L, HariKrishna, Singh GP, Jain N, Singh PK, Prabhu KV, *et al.* Introgression of drought tolerance qtls through marker assisted backcross breeding in wheat (*Triticum aestivum* L.). *Indian Journal of Genetics and Plant Breeding*. 2020; 80: 209–212.
- [140] Beecher FW, Mason E, Mondal S, Awika J, Hays D, Ibrahim A. Identification of quantitative trait loci (QTLs) associated with maintenance of wheat (*Triticum aestivum* Desf.) quality characteristics under heat stress conditions. *Euphytica*. 2012; 188: 361–368.
- [141] Sadat S, Saeid KA, Bihamta MR, Torabi S, Hoseini-Salekdeh SG, Ayeneh GA. Machine for heat tolerance in bread wheat. *World Applied Sciences Journal*. 2013; 21: 1181–1189.
- [142] Hussain B, Lucas SJ, Ozturk L, Budak H. Mapping QTLs conferring salt tolerance and micronutrient concentrations at seedling stage in wheat. *Scientific Reports*. 2017; 7: 1–14.
- [143] Hasanuzzaman M, Saha NR, Farabi S, Tahjib-Ul-Arif M, Yasmin S, Haque MS. Screening of salt-tolerant wheat (*Triticum aestivum* L.) through morphological and molecular markers. *Cereal Research Communications*. 2023; 51: 87–100.
- [144] Acquaah G. *Principles of Plant Genetics and Breeding*. 2nd edn. Wiley-Blackwell: GB. 2012.
- [145] de Souza EO, Môro GV, Rodrigues GB, Schuster I. Genetic similarity between donor and recurrent parents can reduce the number of backcross generation in marker-assisted backcross. *Euphytica*. 2022; 218: 55.
- [146] Frisch M, Melchinger AE. Selection Theory for Marker-Assisted Backcrossing. *Genetics*. 2005; 170: 909–917.
- [147] Xu Y, Zhang X, Harasymow S, Westcott S, Zhang W, Li C. Molecular marker-assisted backcrossing breeding: an example to transfer a thermostable β -amylase gene from wild barley. *Molecular Breeding*. 2018; 38: 63.
- [148] Jørsboe E, Albrechtsen A. Efficient approaches for large-scale GWAS with genotype uncertainty. *G3*. 2022; 12: jkab385.
- [149] Montesinos-López OA, Mosqueda-González BA, Montesinos-López A, Crossa J. Statistical Machine-Learning Methods for Genomic Prediction Using the SKM Library. *Genes*. 2023; 14: 1003.
- [150] Montesinos-López OA, Montesinos-López A, Cano-Paez B, Hernández-Suárez CM, Santana-Mancilla PC, Crossa JA. A Comparison of Three Machine Learning Methods for Multivariate Genomic Prediction Using the Sparse Kernels Method (SKM) Library. *Genes*. 2022; 13: 1494.
- [151] Wang X, Xu Y, Hu Z, Xu C. Genomic selection methods for crop improvement: Current status and prospects. *The Crop Journal*. 2018; 6: 330–340.
- [152] Gianola D, Fernando RL, Stella A. Genomic-Assisted Prediction of Genetic Value with Semiparametric Procedures. *Genetics*. 2006; 173: 1761–1776.
- [153] DE LOS CAMPOS G, GIANOLA D, ROSA GJM, WEIGEL KA, CROSSA J. Semi-parametric genomic-enabled prediction of genetic values using reproducing kernel Hilbert spaces methods. *Genetics Research*. 2010; 92: 295–308.
- [154] Li Z, Sillanpää MJ. Overview of LASSO-related penalized regression methods for quantitative trait mapping and genomic selection. *Theoretical and Applied Genetics*. 2012; 125: 419–435.
- [155] Kärkkäinen HP, Sillanpää MJ. Back to Basics for Bayesian Model Building in Genomic Selection. *Genetics*. 2012; 191: 969–987.
- [156] Merrick LF, Herr AW, Sandhu KS, Lozada DN, Carter AH. Utilizing Genomic Selection for Wheat Population Development and Improvement. *Agronomy*. 2022; 12: 522.
- [157] Crossa J, Pérez-Rodríguez P, Cuevas J, Montesinos-López O, Jarquín D, de los Campos G, *et al.* Genomic Selection in Plant Breeding: Methods, Models, and Perspectives. *Trends in Plant Science*. 2017; 22: 961–975.
- [158] Belamkar V, Guttieri MJ, Hussain W, Jarquín D, El-basyoni I, Poland J, *et al.* Genomic Selection in Preliminary Yield Trials in a Winter Wheat Breeding Program. *G3*. 2018; 8: 2735–2747.
- [159] Jannink J-, Lorenz AJ, Iwata H. Genomic selection in plant breeding: from theory to practice. *Briefings in Functional Genomics*. 2010; 9: 166–177.
- [160] de los Campos G, Hickey JM, Pong-Wong R, Daetwyler HD, Calus MPL. Whole-Genome Regression and Prediction Methods Applied to Plant and Animal Breeding. *Genetics*. 2013; 193: 327–345.
- [161] Sun C, Hu H, Cheng Y, Yang X, Qiao Q, Wang C, *et al.* Genomics-assisted breeding: the next-generation wheat breeding era. *Plant Breeding*. 2023; 142: 259–268.
- [162] Baenziger PS, Graybosch RA, Rose DJ, Xu L, Guttieri MJ, Regassa T, *et al.* Registration of ‘NE10589’ (Husker Genetics Brand Ruth) hard red winter wheat. *Journal of Plant Registrations*. 2020; 14: 388–397.
- [163] Baenziger PS, Frels KA, Boehm J, Belamkar V, Rose DJ, Xu L, *et al.* Registration of ‘Epoch’ hard red winter wheat. *Journal of Plant Registrations*. 2022; 16: 613–621.
- [164] Baenziger PS, Masterson SD, Boehm JD, Belamkar V, Barnett MD, Rose DJ, *et al.* Registration of LCS ‘Valiant’ hard red winter wheat. *Journal of Plant Registrations*. 2023; 17: 125–135.
- [165] Thierry M, Gladieux P, Fournier E, Tharreau D, Ios R. A genomic approach to develop a new qPCR test enabling detection of the *Pyricularia oryzae* lineage causing wheat blast. *Plant Disease*. 2020; 104: 60–70.
- [166] Juliana P, He X, Marza F, Islam R, Anwar B, Poland J. *et al.* Genomic Selection for Wheat Blast in a Diversity Panel, Breed-

- ing Panel and Full-Sibs Panel. *Frontiers in Plant Science*. 2022; 12: 2811.
- [167] Odilbekov F, Armoniené R, Koc A, Svensson J, Chawade A. GWAS-Assisted Genomic Prediction to Predict Resistance to Septoria Tritici Blotch in Nordic Winter Wheat at Seedling Stage. *Frontiers in Genetics*. 2019; 10: 1224.
- [168] Juliana P, He X, Poland J, Roy KK, Malaker PK, Mishra VK, *et al.* Genomic selection for spot blotch in bread wheat breeding panels, full-sibs and half-sibs and index-based selection for spot blotch, heading and plant height. *Theoretical and Applied Genetics*. 2022; 135: 1965–1983.
- [169] Arruda MP, Brown PJ, Lipka AE, Krill AM, Thurber C, Kolb FL. Genomic Selection for Predicting Fusarium Head Blight Resistance in a Wheat Breeding Program. *The Plant Genome*. 2015; 8.
- [170] Zhang J, Gill HS, Brar NK, Halder J, Ali S, Liu X, *et al.* Genomic prediction of Fusarium head blight resistance in early stages using advanced breeding lines in hard winter wheat. *the Crop Journal*. 2022; 10: 1695–1704.
- [171] Alemu A, Batista L, Singh PK, Ceplitis A, Chawade A. Haplotype-tagged SNPs improve genomic prediction accuracy for Fusarium head blight resistance and yield-related traits in wheat. *Theoretical and Applied Genetics*. 2023; 136: 92.
- [172] Sun J, Poland JA, Mondal S, Crossa J, Juliana P, Singh RP, *et al.* High-throughput phenotyping platforms enhance genomic selection for wheat grain yield across populations and cycles in early stage. *Theoretical and Applied Genetics*. 2019; 132: 1705–1720.
- [173] Roth L, Fossati D, Krähenbühl P, Walter A, Hund A. Image-based phenomic prediction can provide valuable decision support in wheat breeding. *Theoretical and Applied Genetics*. 2023; 136: 162.
- [174] Rahman M, Davies P, Bansal U, Pasam R, Hayden M, Trethowan R. Marker-assisted recurrent selection improves the crown rot resistance of bread wheat. *Molecular Breeding*. 2020; 40: 28.
- [175] Sorrells ME, Fritz SE. Application of a Dominant Male-Sterile Allele to the Improvement of Self-Pollinated Crops I. *Crop Science*. 1982; 22: 1033.
- [176] Pang Y, Chen K, Wang X, Xu J, Ali J, Li Z. Recurrent selection breeding by dominant male sterility for multiple abiotic stresses tolerant rice cultivars. *Euphytica*. 2017; 213: 268.
- [177] Guttieri MJ. Ms3 dominant genetic male sterility for wheat improvement with molecular breeding. *Crop Science*. 2020; 60: 1362–1372.
- [178] Gorjanc G, Gaynor RC, Hickey JM. Optimal cross selection for long-term genetic gain in two-part programs with rapid recurrent genomic selection. *Theoretical and Applied Genetics*. 2018; 131: 1953–1966.
- [179] Gerrish BJ, Ibrahim AMH, Rudd JC, Neely C, Subramanian NK. Identifying mega-environments for hard red winter wheat (*Triticum aestivum* L.) production in Texas. *Euphytica*. 2019; 215: 129.
- [180] Peterson CJ. Similarities among Test Sites Based on Cultivar Performance in the Hard Red Winter Wheat Region. *Crop Science*. 1992; 32: 907–912.
- [181] Jarquín D, Lemes da Silva C, Gaynor RC, Poland J, Fritz A, Howard R, *et al.* Increasing Genomic-Enabled Prediction Accuracy by Modeling Genotype × Environment Interactions in Kansas Wheat. *The Plant Genome*. 2017; 10.
- [182] Lin CS, Binns MR, Lefkovich LP. Stability Analysis: Where Do We Stand? *Crop Science*. 1986; 26: 894–900.
- [183] Studnicki M, Wijata M, Sobczyński G, Samborski S, Gozdowski D, Rozbicki J. Effect of genotype, environment and crop management on yield and quality traits in spring wheat. *Journal of Cereal Science*. 2016; 72: 30–37.
- [184] Gupta V, Kumar M, Singh V, Chaudhary L. Stability analysis of bread wheat [*Triticum aestivum* (L.) Em. Thell] using different models: A review. 2022.
- [185] Gomaa MR, EL-Badawy M, El Hosary A, El-Areed SR, Amer A. Stability analysis for yield and its components in Wheat. *Egyptian Journal of Plant Breeding*. 2018; 22: 1535–1550.
- [186] Atefi A, Ge Y, Pitla S, Schnable J. Robotic Technologies for High-Throughput Plant Phenotyping: Contemporary Reviews and Future Perspectives. *Frontiers in Plant Science*. 2021; 12: 1082.
- [187] Studnicki M, Mądry W, Noras K, Wójcik-Gront E, Gacek E. Yield response of winter wheat cultivars to environments modeled by different variance-covariance structures in linear mixed models. *Spanish Journal of Agricultural Research*. 2016; 14.
- [188] Bhat SA, Huang N. Big Data and AI Revolution in Precision Agriculture: Survey and Challenges. *IEEE Access*. 2021; 9: 110209–110222.
- [189] Benos L, Tagarakis AC, Dolias G, Berruto R, Kateris D, Bochtis D. Machine learning in agriculture: A comprehensive updated review. *Sensors*. 2021; 21: 3758.
- [190] Jubair S, Tremblay-Savard O, Domaratzki M. GxENet: Novel fully connected neural network based approaches to incorporate GxE for predicting wheat yield. *Artificial Intelligence in Agriculture*. 2023; 8: 60–76.
- [191] Liakos KG, Busato P, Moshou D, Pearson S, Bochtis D. Machine learning in agriculture: A review. *Sensors (Switzerland)*. 2018; 18.
- [192] Sharma A, Jain A, Gupta P, Chowdary V. Machine Learning Applications for Precision Agriculture: a Comprehensive Review. *IEEE Access*. 2021; 9: 4843–4873.
- [193] Kamilaris A, Prenafeta-Boldú FX. Deep learning in agriculture: a survey. *Computers and Electronics in Agriculture*. 2018; 147: 70–90.
- [194] Santos L, Santos FN, Oliveira PM, Shinde P. Deep Learning Applications in Agriculture: a Short Review. *Advances in Intelligent Systems and Computing*. 2020; 5: 139–151.
- [195] van Klompenburg T, Kassahun A, Catal C. Crop yield prediction using machine learning: a systematic literature review. *Computers and Electronics in Agriculture*. 2020; 177: 105709.
- [196] Yoosefzadeh-Najafabadi M, Hesami M, Eskandari M. Machine Learning-Assisted Approaches in Modernized Plant Breeding Programs. *Genes*. 2023; 14: 777.
- [197] Balasubramanian VN, Guo W, Chandra AL, Desai SV. Computer Vision with Deep Learning for Plant Phenotyping in Agriculture: a Survey. *Advanced Computing and Communications*. 2020.
- [198] Pieruschka R, Schurr U. Plant Phenotyping: Past, Present, and Future. *Plant Phenomics*. 2019; 2019: 7507131.
- [199] Costa C, Schurr U, Loreto F, Menesatti P, Carpentier S. Plant phenotyping research trends, a science mapping approach. *Frontiers in Plant Science*. 2019; 9: 1933.
- [200] Li L, Wang B, Feng P, Li Liu D, He Q, Zhang Y, *et al.* Developing machine learning models with multi-source environmental data to predict wheat yield in China. *Computers and Electronics in Agriculture*. 2022; 194: 106790.
- [201] Ahmed MU, Hussain I. Prediction of Wheat Production Using Machine Learning Algorithms in northern areas of Pakistan. *Telecommunications Policy*. 2022; 46: 102370.
- [202] Fei S, Hassan MA, Xiao Y, Su X, Chen Z, Cheng Q, *et al.* UAV-based multi-sensor data fusion and machine learning algorithm for yield prediction in wheat. *Precision Agriculture*. 2023; 24: 187–212.
- [203] Li L, Dong Y, Xiao Y, Liu L, Zhao X, Huang W. Combining Disease Mechanism and Machine Learning to Predict Wheat Fusarium Head Blight. *Remote Sens*. 2022; 14: 2732.
- [204] Krishnaswamy Rangarajan A, Louise Whetton R, Mounem Mouazen A. Detection of fusarium head blight in wheat using hyperspectral data and deep learning. *Expert Systems with Applications*. 2022; 208: 118240.

- [205] Tang Z, Wang M, Schirrmann M, Dammer KH, Li X, Brueggeman R, *et al.* Affordable High Throughput Field Detection of Wheat Stripe Rust Using Deep Learning with Semi-Automated Image Labeling. 2022; 207: 107709.
- [206] Koc A, Odilbekov F, Alamrani M, Henriksson T, Chawade A. Predicting yellow rust in wheat breeding trials by proximal phenotyping and machine learning. *Plant Methods*. 2022; 18: 30.
- [207] Yao J, Wang Z, de Oliveira RF, Wang Z, Huang L. A deep learning method for the long-term prediction of plant electrical signals under salt stress to identify salt tolerance. *Computers and Electronics in Agriculture*. 2021; 190: 106435.
- [208] Kecoglu I, Sirkeci M, Unlu MB, Sen A, Parlattan U, Guzelcimen F. Quantification of salt stress in wheat leaves by Raman spectroscopy and machine learning. *Scientific Reports*. 2022; 12: 7197.
- [209] Longin CFH, Gowda M, Mühleisen J, Ebmeyer E, Kazman E, Schachschneider R, *et al.* Hybrid wheat: quantitative genetic parameters and consequences for the design of breeding programs. *Theoretical and Applied Genetics*. 2013; 126: 2791–2801.
- [210] Whitford R, Fleury D, Reif JC, Garcia M, Okada T, Korzun V, *et al.* Hybrid breeding in wheat: technologies to improve hybrid wheat seed production. *Journal of Experimental Botany*. 2013; 64: 5411–5428.
- [211] Basnet BR, Dreisigacker S, Joshi AK, Mottaleb KA, Adhikari A, Vishwakarma MK, *et al.* Status and Prospects of Hybrid Wheat: a Brief Update. *New Horizons in Wheat and Barley Research*. 2022; 216: 637–679.
- [212] Mottaleb KA, Kruseman G, Frija A, Sonder K, Lopez-Ridaura S. Projecting wheat demand in China and India for 2030 and 2050: Implications for food security. *Frontiers in Nutrition*. 2023; 9: 1077443.
- [213] Farooq A, Khan UM, Khan MA, Ali Z, Maqbool R, Sajjad M. Male sterility systems and their applications in hybrid wheat breeding. *Cereal Research Communications*. 2023; 1–13.
- [214] Gupta PK, Balyan HS, Gahlaut V, Saripalli G, Pal B, Basnet BR, *et al.* Hybrid wheat: past, present and future. *Theoretical and Applied Genetics*. 2019; 132: 2463–2483.
- [215] Easterly AC, Garst N, Belamkar V, Ibrahim AMH, Rudd JC, Sarazin J, *et al.* Evaluation of hybrid wheat yield in Nebraska. *Crop Science*. 2020; 60: 1210–1222.
- [216] Zhao Y, Li Z, Liu G, Jiang Y, Maurer HP, Würschum T, *et al.* Genome-based establishment of a high-yielding heterotic pattern for hybrid wheat breeding. *Proceedings of the National Academy of Sciences*. 2015; 112: 15624–15629.
- [217] Boeven PHG, Longin CFH, Würschum T. A unified framework for hybrid breeding and the establishment of heterotic groups in wheat. *Theoretical and Applied Genetics*. 2016; 129: 1231–1245.
- [218] Longin CFH, Mühleisen J, Maurer HP, Zhang H, Gowda M, Reif JC. Hybrid breeding in autogamous cereals. *Theoretical and Applied Genetics*. 2012; 125: 1087–1096.
- [219] Würschum T, Zhu X, Zhao Y, Jiang Y, Reif JC, Maurer HP. Maximization through optimization? on the relationship between hybrid performance and parental genetic distance. *Theoretical and Applied Genetics*. 2023; 136: 186.
- [220] Melchinger AE, Fernando R, Stricker C, Schön C, Auinger H. Genomic prediction in hybrid breeding: i. Optimizing the training set design. *Theoretical and Applied Genetics*. 2023; 136: 176.
- [221] Melchinger AE. Genetic diversity and heterosis. *The Genetics and Exploitation of Heterosis in Crops*. 1999; 99–118.
- [222] Cisar G, Cooper DB. Hybrid Wheat. in *Bread Wheat: Improvement and Production*. 2002; 157–174.
- [223] Shull GH. What Is “Heterosis”? *Genetics*. 1948; 33: 439–446.
- [224] Jiang Y, Schmidt RH, Zhao Y, Reif JC. Quantitative genetic framework highlights the role of epistatic effects for grain-yield heterosis in bread wheat. *Nature Genetics*. 2017; 49: 1741–1746.
- [225] Longin CFH, Gowda M, Mühleisen J, Ebmeyer E, Kazman E, Schachschneider R, *et al.* Hybrid wheat: quantitative genetic parameters and consequences for the design of breeding programs. *Theoretical and Applied Genetics*. 2013; 126: 2791–2801.
- [226] Adhikari A, Ibrahim AMH, Rudd JC, Baenziger PS, Sarazin J. Estimation of heterosis and combining abilities of U.S. winter wheat germplasm for hybrid development in Texas. *Crop Science*. 2020; 60: 788–803.
- [227] Schwarzwälder L, Thorwarth P, Zhao Y, Reif JC, Longin CFH. Hybrid wheat: quantitative genetic parameters and heterosis for quality and rheological traits as well as baking volume. *Theoretical and Applied Genetics*. 2022; 135: 1131–1141.
- [228] Peterson CJ, Moffatt JM, Erickson JR. Yield Stability of Hybrid vs. Pureline Hard Winter Wheats in Regional Performance Trials. *Crop Science*. 1997; 37: 116–120.
- [229] Bruns R, Peterson CJ. Yield and stability factors associated with hybrid wheat. *Euphytica*. 1998; 100: 1–5.
- [230] Mühleisen J, Piepho H, Maurer HP, Longin CFH, Reif JC. Yield stability of hybrids versus lines in wheat, barley, and triticale. *Theoretical and Applied Genetics*. 2014; 127: 309–316.
- [231] Curtis BC, Johnston DR. Hybrid Wheat. *Scientific American*. 1969; 220: 21–29.
- [232] Longin CFH, Reif JC, Würschum T. Long-term perspective of hybrid versus line breeding in wheat based on quantitative genetic theory. *Theoretical and Applied Genetics*. 2014; 127: 1635–1641.
- [233] Adugna A, Nanda GS, Singh K, Bains NS. A comparison of cytoplasmic and chemically-induced male sterility systems for hybrid seed production in wheat (*Triticum aestivum* L.) *Euphytica*. 2004; 135: 297–304.
- [234] Boeven PHG, Würschum T, Rudloff J, Ebmeyer E, Longin CFH. Hybrid seed set in wheat is a complex trait but can be improved indirectly by selection for male floral traits. *Euphytica*. 2018; 214: 110.
- [235] Darvey N, Zhang P, Trethowan R, Dong CM, Lage J, Bird N, *et al.* Improved blue aleurone and other segregation systems: U.S. Patent Application 16/643,277[P]. 2020-8-13.
- [236] Kihara H. Substitution of Nucleus and its Effects on Genome Manifestations. *CYTOLOGIA*. 1951; 16: 177–193.
- [237] Kaul MLH. Gene-Cytoplasmic Male Sterility. *Male Sterility in Higher Plants*. 1988; 97–192.
- [238] Wilson JA. Male-sterility interaction of the *Triticum aestivum* nucleus and *Triticum timopheevi* cytoplasm. *Wheat Information Service*. 1962; 14: 29–30.
- [239] Glover CR. Heterosis and combining ability estimates of hybrids involving selected restorer and male sterile winter wheats. *Oklahoma State University*. 1971.
- [240] Kim Y, Zhang D. Molecular Control of Male Fertility for Crop Hybrid Breeding. *Trends in Plant Science*. 2018; 23: 53–65.
- [241] Melonek J, Duarte J, Martin J, Beuf L, Murigneux A, Varenne P, *et al.* The genetic basis of cytoplasmic male sterility and fertility restoration in wheat. *Nature Communications*. 2021; 12: 1036.
- [242] Melonek J, Small I. Triticeae genome sequences reveal huge expansions of gene families implicated in fertility restoration. *Current Opinion in Plant Biology*. 2022; 66: 102166.
- [243] Easterly AC, Stroup WW, Garst N, Belamkar V, Sarazin JB, Moittie T, *et al.* Determining the Efficacy of a Hybridizing Agent in Wheat (*Triticum aestivum* L.). *Scientific Reports*. 2019; 9: 20173.
- [244] Pickett AA. Hybrid Wheat: Results and Problems. *Advances in Plant Breeding*. Paul Parey Scientific Publishing. 1993.
- [245] Streiff K, Blouet A, Guckert A. Hybrid wheatseed production potential using the chemical hybridizing agent SC2053. *Plant Growth Regulation*. 1997; 21: 103–108.
- [246] Fossati A, Ingold M. A male sterile mutant in *Triticum aestivum*. *Wheat Information Service*. 1970; 30: 8–10.

- [247] Singh M, Albertsen MC, Cigan AM. Molecular Sciences Male Fertility Genes in Bread Wheat (*Triticum aestivum* L.) and Their Utilization for Hybrid Seed Production. *International Journal of Molecular Sciences*. 2021; 22: 8157.
- [248] Gautam R, Shukla P, Kirti PB. Male sterility in plants: an overview of advancements from natural CMS to genetically manipulated systems for hybrid seed production. *Theoretical and Applied Genetics*. 2023; 136: 195.
- [249] Peng G, Liu Z, Zhuang C, Zhou H. Environment-sensitive genic male sterility in rice and other plants. *Plant, Cell & Environment*. 2023; 46: 1120–1142.
- [250] Yang X, Ye J, Niu F, Feng Y, Song X. Identification and verification of genes related to pollen development and male sterility induced by high temperature in the thermo-sensitive genic male sterile wheat line. *Planta*. 2021; 253: 83.
- [251] Wang Y. Engineering stable heterosis. *Journal of Genetics and Genomics*. 2019; 46: 1–3.
- [252] Ozias-Akins P, Conner JA. Clonal Reproduction through Seeds in Sight for Crops. *Trends in Genetics*. 2020; 36: 215–226.
- [253] Mahlandt A, Singh DK, Mercier R. Engineering apomixis in crops. *Theoretical and Applied Genetics*. 2023; 136: 131.
- [254] Underwood CJ, Mercier R. Engineering Apomixis: Clonal Seeds Approaching the Fields. *Annual Review of Plant Biology*. 2022; 73: 201–225.
- [255] Vernet A, Meynard D, Lian Q, Mieulet D, Gibert O, Bissah M, *et al.* High-frequency synthetic apomixis in hybrid rice. *Nature Communications*. 2022; 13: 7963.
- [256] Wang K. Fixation of hybrid vigor in rice: synthetic apomixis generated by genome editing. *ABIOTECH*. 2020; 1: 15–20.
- [257] Bhatta M, Sandro P, Smith MR, Delaney O, Voss-Fels KP, Gutierrez L, *et al.* Need for speed: manipulating plant growth to accelerate breeding cycles. *Current Opinion in Plant Biology*. 2021; 60: 101986.
- [258] Adak A, Murray SC, Anderson SL. Temporal phenomic predictions from unoccupied aerial systems can outperform genomic predictions. *G3: Genes, Genomes, Genetics*. 2023; 13: jkac294.
- [259] Poland J, Endelman J, Dawson J, Rutkoski J, Wu S, Manes Y, *et al.* Genomic Selection in Wheat Breeding using Genotyping-by-Sequencing. *The Plant Genome*. 2012; 5.
- [260] Cobb JN, DeClerck G, Greenberg A, Clark R, McCouch S. Next-generation phenotyping: Requirements and strategies for enhancing our understanding of genotype-phenotype relationships and its relevance to crop improvement. *Theoretical and Applied Genetics*. 2013; 126: 867–887.